

January 2020  
MOFFAT COUNTY



FINANCIAL REPORTS

**January 2020**

<b>Account Number</b>	<b>2020 Adjusted Budget</b>	<b>January Expenditures</b>	<b>YTD Expenditures</b>	<b>YTD Encumbrances</b>	<b>Current Balance</b>	<b>Percent Used</b>
<b>01 GENERAL</b>						
01-0100 COMMISSIONERS	532,582.00	59,233.11	59,233.11	4.00	473,344.89	11.12
01-0300 CLERK & RECORDER	534,377.00	33,867.69	33,867.69	507.37	500,001.94	6.43
01-0400 ELECTIONS	100,626.00	-	-	55.00	100,571.00	0.05
01-0500 TREASURER	415,991.00	25,037.53	25,037.53	580.43	390,373.04	6.16
01-0501 PUBLIC TRUSTEE	18,382.00	1,000.73	1,000.73	406.88	16,974.39	7.66
01-0600 ASSESSOR	467,629.00	26,430.79	26,430.79	5,345.84	435,852.37	6.80
01-0700 GROUNDS & BUILDING	839,909.00	38,739.64	38,739.64	-	801,169.36	4.61
01-1000 FINANCE	292,157.00	19,449.85	19,449.85	7.49	272,699.66	6.66
01-1201 LAND USE	180,875.00	10,565.69	10,565.69	-	170,309.31	5.84
01-1300 COMMUNICATIONS	33,518.00	2,900.17	2,900.17	-	30,617.83	8.65
01-1400 HUMAN RESOURCE	434,261.00	153,203.16	153,203.16	1,578.60	279,479.24	35.64
01-1500 DISTRICT ATTORNEY	398,389.00	-	-	398,389.00	-	100.00
01-1600 INFORMATION SYSTEMS	496,912.00	52,630.69	52,630.69	136,968.85	307,312.46	38.16
01-1700 ATTORNEY	245,392.00	14,739.64	14,739.64	120.00	230,532.36	6.06
01-1801 DEVELOPMENT SERVICES	221,252.00	11,469.13	11,469.13	145.00	209,637.87	5.25
01-1900 SURVEYOR	33,527.00	2,236.22	2,236.22	-	31,290.78	6.67
01-2000 SHERIFF	1,892,435.00	111,196.15	111,196.15	9,070.39	1,772,168.46	6.36
01-2200 CORONER	133,931.00	5,437.28	5,437.28	-	128,493.72	4.06
01-2300 EMERGENCY MANAGEMENT	104,313.00	-	-	-	104,313.00	-
01-2301 EMERGENCY MANAGEMENT AMBULANCE	42,700.00	-	-	-	42,700.00	-
01-2400 FIRE CONTROL	113,546.00	188.67	188.67	400.00	112,957.33	0.52
01-2800 HAMILTON HALL	6,667.00	87.18	87.18	-	6,579.82	1.31
01-3000 MAYBELL	23,706.00	963.39	963.39	-	22,742.61	4.06
01-3100 MAYBELL AMBULANCE	33,418.00	698.25	698.25	-	32,719.75	2.09
01-3200 MAYBELL FIRE	24,726.00	64.41	64.41	-	24,661.59	0.26
01-3300 PEST MANAGEMENT	364,841.00	5,999.31	5,999.31	22,750.20	336,091.49	7.88
01-3900 COUNTY FAIR	97,233.00	-	-	6,900.00	90,333.00	7.10
01-4000 EXTENSION	95,095.00	6,880.60	6,880.60	433.64	87,780.76	7.69
01-4200 FAIRGROUNDS	322,994.00	11,867.06	11,867.06	1,442.49	309,684.45	4.12
01-4500 VETERANS OFFICER	26,697.00	1,437.40	1,437.40	2,431.68	22,827.92	14.49
01-4600 CEMETERY	168,983.00	5,414.79	5,414.79	200.00	163,368.21	3.32
01-4701 YOUTH SERVICES-C.I.T.	255,438.00	10,545.76	10,545.76	591.04	244,301.20	4.36
01-4900 PARKS & REC	221,938.00	9,304.31	9,304.31	9,399.00	203,234.69	8.43
01-4902 SHERMAN YOUTH CAMP	19,571.00	-	-	-	19,571.00	-
01-5106 TRANSFER TO/FROM AIRPORT	47,687.00	-	-	-	47,687.00	-
01-5112 TRANSFERIN/OUT LIBRARY	345,857.00	-	-	-	345,857.00	-
01-5113 TRANSER IN/OUT HEALTH & WELFARE	230,000.00	-	-	-	230,000.00	-
01-5115 SENIOR CITIZENS	147,855.00	-	-	-	147,855.00	-
01-5121 TRANSFER TO/FROM PSC JAIL	1,714,321.00	-	-	-	1,714,321.00	-
01-5300 OTHER ADMINISTRATION	1,534,810.00	11,568.97	11,568.97	10,000.00	1,513,241.03	1.41
01-5400 CONTRIBUTIONS	40,000.00	11,000.00	11,000.00	29,000.00	-	100.00
01-5500 COMMUNITY SAFETY	60,500.00	-	-	60,500.00	-	100.00
<b>GENERAL</b>	<b>13,315,041.00</b>	<b>644,157.57</b>	<b>644,157.57</b>	<b>697,226.90</b>	<b>11,973,656.53</b>	<b>10.07</b>

<b>Account Number</b>	<b>2020 Adjusted Budget</b>	<b>January Expenditures</b>	<b>YTD Expenditures</b>	<b>YTD Encumbrances</b>	<b>Current Balance</b>	<b>Percent Used</b>
<b>02 ROAD &amp; BRIDGE</b>						
02-0100 ROAD & BRIDGE MAINT ROAD	4,267,587.00	222,005.35	222,005.35	18,959.30	4,026,622.35	5.65
02-0200 ROAD & BRIDGE MAINT EQUIP	1,621,818.00	45,145.33	45,145.33	322,669.86	1,254,002.81	22.68
02-0300 ROAD & BRIDGE CAPITAL OUTLAY	844,506.00	-	-	-	844,506.00	-
02-0400 ROAD & BRIDGE ADMINISTRATION	406,295.00	145,902.45	145,902.45	2,914.67	257,477.88	36.63
02-0500 ROAD & BRIDGE TRANSFERS	40,000.00	2,560.39	2,560.39	-	37,439.61	6.40
02-0600 CAPITAL PROJECTS	280,000.00	-	-	-	280,000.00	-
02-1500 ROAD & BRIDGE COUNTY OTHER	95,800.00	5,266.24	5,266.24	34,522.09	56,011.67	41.53
<b>ROAD &amp; BRIDGE</b>	<b>7,556,006.00</b>	<b>420,879.76</b>	<b>420,879.76</b>	<b>379,065.92</b>	<b>6,756,060.32</b>	<b>10.59</b>
<b>04 LANDFILL</b>						
04-1000 LANDFILL	597,420.00	34,715.31	34,715.31	59,045.16	503,659.53	15.69
<b>LANDFILL</b>	<b>597,420.00</b>	<b>34,715.31</b>	<b>34,715.31</b>	<b>59,045.16</b>	<b>503,659.53</b>	<b>15.69</b>
<b>06 AIRPORT</b>						
06-0100 AIRPORT	95,374.00	3,629.51	3,629.51	2,300.00	89,444.49	6.22
<b>AIRPORT</b>	<b>95,374.00</b>	<b>3,629.51</b>	<b>3,629.51</b>	<b>2,300.00</b>	<b>89,444.49</b>	<b>6.22</b>
<b>07 EMERGENCY-911</b>						
07-0100 EMERGENCY 911	192,500.00	-	-	-	192,500.00	-
<b>EMERGENCY-911</b>	<b>192,500.00</b>	<b>-</b>	<b>-</b>	<b>-</b>	<b>192,500.00</b>	<b>-</b>
<b>08 CAPITAL PROJECTS</b>						
08-0100 CAPITAL PROJECTS	1,615,998.00	-	-	-	1,615,998.00	-
<b>CAPITAL PROJECTS</b>	<b>1,615,998.00</b>	<b>-</b>	<b>-</b>	<b>-</b>	<b>1,615,998.00</b>	<b>-</b>
<b>11 CONSERVATION TRUST</b>						
11-0100 CONSERVATION TRUST	168,450.00	2.26	2.26	-	168,447.74	0.00
<b>CONSERVATION TRUST</b>	<b>168,450.00</b>	<b>2.26</b>	<b>2.26</b>	<b>-</b>	<b>168,447.74</b>	<b>0.00</b>
<b>12 LIBRARY FUND</b>						
12-0100 MOFFAT COUNTY/CRAIG	347,329.00	22,267.02	22,267.02	1,103.07	323,958.91	6.73
12-5300 ALLOTMENTS MISCELLANEOUS	300.00	10.93	10.93	-	289.07	3.64
<b>LIBRARY FUND</b>	<b>347,629.00</b>	<b>22,277.95</b>	<b>22,277.95</b>	<b>1,103.07</b>	<b>324,247.98</b>	<b>6.73</b>
<b>13 MAYBELL SANITATION</b>						
13-0100 MAYBELL SANITATION	36,535.00	483.82	483.82	-	36,051.18	1.32
<b>MAYBELL SANITATION</b>	<b>36,535.00</b>	<b>483.82</b>	<b>483.82</b>	<b>-</b>	<b>36,051.18</b>	<b>1.32</b>
<b>14 HEALTH &amp; WELFARE</b>						
14-0100 HEALTH & WELFARE TRUST	3,984,783.00	38,365.23	38,365.23	69.99	3,946,347.78	0.96
<b>HEALTH &amp; WELFARE</b>	<b>3,984,783.00</b>	<b>38,365.23</b>	<b>38,365.23</b>	<b>69.99</b>	<b>3,946,347.78</b>	<b>0.96</b>

<b>Account Number</b>	<b>2020 Adjusted Budget</b>	<b>January Expenditures</b>	<b>YTD Expenditures</b>	<b>YTD Encumbrances</b>	<b>Current Balance</b>	<b>Percent Used</b>
<b>15 SENIOR CITIZENS</b>						
15-0100 SENIOR CITIZENS - ADMIN	16,580.00	1,063.15	1,063.15	-	15,516.85	6.41
15-0200 SENIOR CITIZENS - BUS	95,333.00	5,581.03	5,581.03	-	89,751.97	5.85
15-0300 SENIOR CITIZENS - MEAL PROGRAM	129,961.00	5,043.56	5,043.56	-	124,917.44	3.88
<b>SENIOR CITIZENS</b>	<b>241,874.00</b>	<b>11,687.74</b>	<b>11,687.74</b>	<b>-</b>	<b>230,186.26</b>	<b>4.83</b>
<b>16 INTERNAL SERVICE FUND</b>						
16-0100 CENTRAL DUPLICATING	12,100.00	596.43	596.43	-	11,503.57	4.93
<b>INTERNAL SERVICE FUND</b>	<b>12,100.00</b>	<b>596.43</b>	<b>596.43</b>	<b>-</b>	<b>11,503.57</b>	<b>4.93</b>
<b>17 LEASE PURCHASE</b>						
17-0100 DEBT SERVICE FUND	736,025.00	-	-	-	736,025.00	-
<b>LEASE PURCHASE</b>	<b>736,025.00</b>	<b>-</b>	<b>-</b>	<b>-</b>	<b>736,025.00</b>	<b>-</b>
<b>18 TELECOMMUNICATION SERVICES</b>						
18-0100 PUBLIC SAFETY CENTER	26,720.00	-	-	-	26,720.00	-
<b>TELECOMMUNICATION SERVICES</b>	<b>26,720.00</b>	<b>-</b>	<b>-</b>	<b>-</b>	<b>26,720.00</b>	<b>-</b>
<b>19 MO CO TOURISM ASSOC</b>						
19-0100 MO CO TOURISM ASSOCIATION	167,913.00	12,456.89	12,456.89	14,776.98	140,679.13	16.22
<b>MO CO TOURISM ASSOC</b>	<b>167,913.00</b>	<b>12,456.89</b>	<b>12,456.89</b>	<b>14,776.98</b>	<b>140,679.13</b>	<b>16.22</b>
<b>21 PSC-JAIL</b>						
21-0100 JAIL FUND	2,239,950.00	121,443.68	121,443.68	104,481.71	2,014,024.61	10.09
21-0700 GROUNDS & BUILDING	480,002.00	41,880.00	41,880.00	44,597.00	393,525.00	18.02
21-5117 TRANSFER OUT/IN DEBT SERVICE	733,025.00	-	-	-	733,025.00	-
<b>PSC-JAIL</b>	<b>3,452,977.00</b>	<b>163,323.68</b>	<b>163,323.68</b>	<b>149,078.71</b>	<b>3,140,574.61</b>	<b>9.05</b>
<b>22 HUMAN SERVICES</b>						
22-0905 MEDICAID TRANSPORTATION	58,000.00	6,005.61	6,005.61	12,859.05	39,135.34	32.53
22-1505 CW EDUCATION STABILITY	7,211.00	-	-	-	7,211.00	-
22-1545 CASEY FOUNDATION	500.00	-	-	-	500.00	-
22-1845 MENTAL HEALTH & SUB ABUSE	80,000.00	4,682.50	4,682.50	-	75,317.50	5.85
22-1888 CORE SERVICES	84,733.00	6,347.55	6,347.55	6.78	78,378.67	7.50
22-2300 CHILD CARE	252,814.00	9,346.16	9,346.16	18.08	243,449.76	3.70
22-2685 COLORADO COMMUNITY RESPONSE	66,361.00	4,429.23	4,429.23	1,461.75	60,470.02	8.88
22-2810 CHAFEE PROGRAM	5,171.00	-	-	-	5,171.00	-
22-3200 CHILD WELFARE	1,825,362.00	140,334.93	140,334.93	8,722.96	1,676,304.11	8.17
22-4050 OAP	132,000.00	13,422.96	13,422.96	-	118,577.04	10.17
22-4200 COLORADO WORKS	418,597.00	25,242.13	25,242.13	12,580.00	380,774.87	9.04
22-4875 AND	46,445.00	4,716.83	4,716.83	-	41,728.17	10.16
22-5000 LEAP	173,245.00	19,828.76	19,828.76	300.00	153,116.24	11.62
22-5400 HS CONNECT	18,740.00	-	-	-	18,740.00	-
22-6000 FOOD STAMPS	2,102,000.00	138,318.52	138,318.52	-	1,963,681.48	6.58

# January 2020

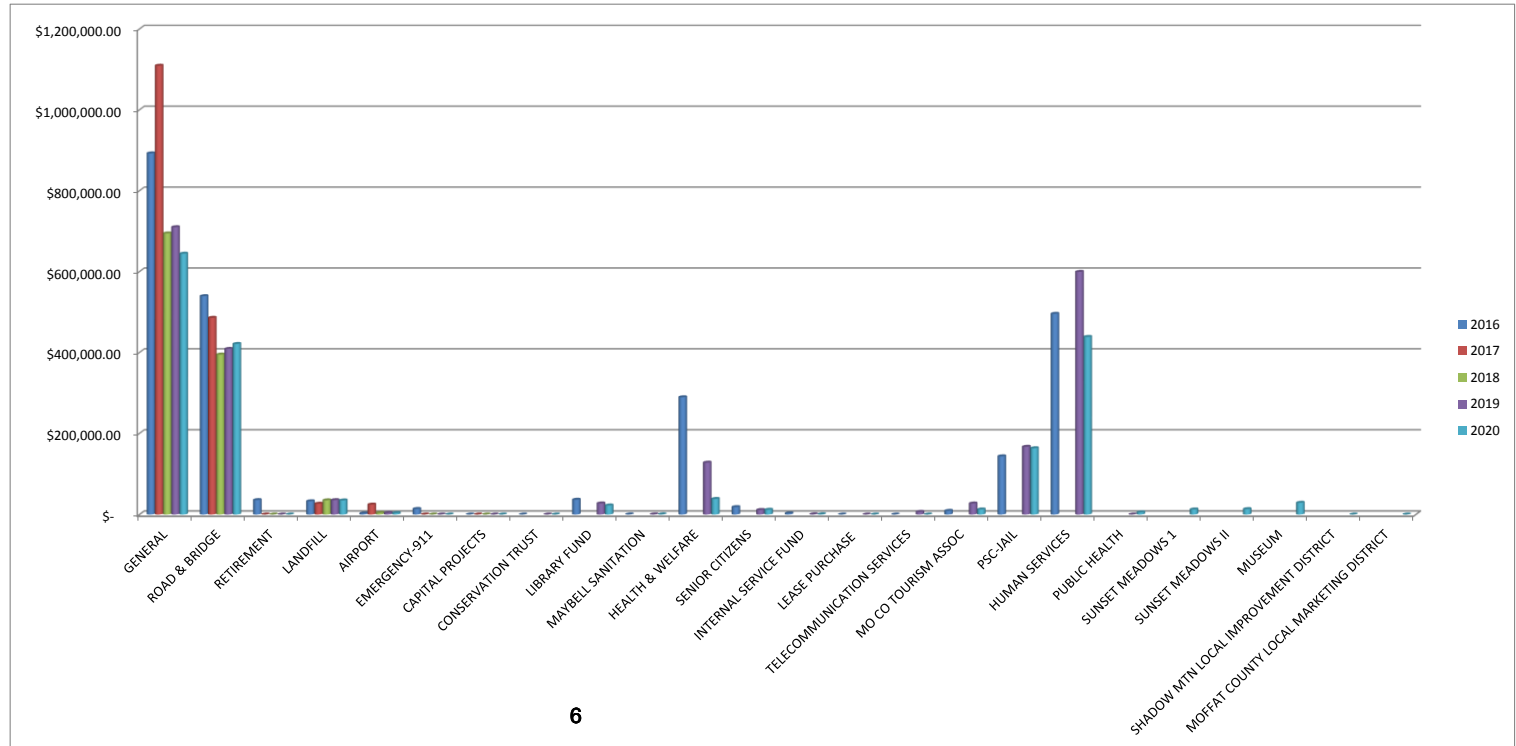
<b>Account Number</b>	<b>2020 Adjusted Budget</b>	<b>January Expenditures</b>	<b>YTD Expenditures</b>	<b>YTD Encumbrances</b>	<b>Current Balance</b>	<b>Percent Used</b>
22-6155 EMPLOYMENT 1ST	56,399.00	3.32	3.32	12,526.33	43,869.35	22.22
22-6900 COLORADO REFUGEE & IMMIGRATION	200.00	-	-	-	200.00	-
22-7000 REG ADMIN	667,075.00	56,798.21	56,798.21	5,642.24	604,634.55	9.36
22-8000 CHILD SUPPORT	255,063.00	14,235.45	14,235.45	961.48	239,866.07	5.96
22-8030 IVD STATE INCENTIVES	-	(5,165.61)	(5,165.61)	-	5,165.61	-
22-8500 AFDC RTND - CO PORTION OF COLLECTION	(35,000.00)	(437.29)	(437.29)	-	(34,562.71)	1.25
22-9900 GA/WG	4,000.00	232.56	232.56	-	3,767.44	5.81
<b>HUMAN SERVICES</b>	<b>6,218,916.00</b>	<b>438,341.82</b>	<b>438,341.82</b>	<b>55,078.67</b>	<b>5,725,495.51</b>	<b>7.93</b>
<b>25 PUBLIC HEALTH</b>						
25-0100 PUBLIC HEALTH	164,999.00	-	-	-	164,999.00	-
25-0200 LOCAL EMERGENCY PREPAREDNESS	21,730.00	75.15	75.15	-	21,654.85	0.35
25-0300 LOCAL PLANNING	31,920.00	4,013.28	4,013.28	-	27,906.72	12.57
25-0301 MATERNAL CHILD HEALTH	15,180.00	-	-	-	15,180.00	-
25-0302 CHILD FATALITY	2,000.00	413.25	413.25	-	1,586.75	20.66
25-0400 IMMUNIZATIONS	25,314.00	920.50	920.50	-	24,393.50	3.64
<b>PUBLIC HEALTH</b>	<b>261,143.00</b>	<b>5,422.18</b>	<b>5,422.18</b>	<b>-</b>	<b>255,720.82</b>	<b>2.08</b>
<b>27 SUNSET MEADOWS 1</b>						
27-0101 ADMINISTRATION	100,093.00	7,353.03	7,353.03	1,432.23	91,307.74	8.78
27-0102 UTILITIES	69,880.00	1,069.27	1,069.27	-	68,810.73	1.53
27-0103 OPERATING & MAINTENANCE	116,943.00	4,030.82	4,030.82	2,501.13	110,411.05	5.59
27-0104 FINANCIAL	38,945.00	-	-	-	38,945.00	-
<b>SUNSET MEADOWS 1</b>	<b>325,861.00</b>	<b>12,453.12</b>	<b>12,453.12</b>	<b>3,933.36</b>	<b>309,474.52</b>	<b>5.03</b>
<b>28 SUNSET MEADOWS II</b>						
28-0101 ADMINISTRATION	113,982.00	8,303.58	8,303.58	658.03	105,020.39	7.86
28-0102 UTILITIES	67,675.00	898.05	898.05	-	66,776.95	1.33
28-0103 OPERATING & MAINTENANCE	286,020.00	4,064.13	4,064.13	2,781.02	279,174.85	2.39
28-0104 FINANCIAL	107,036.00	-	-	19,171.44	87,864.56	17.91
<b>SUNSET MEADOWS II</b>	<b>574,713.00</b>	<b>13,265.76</b>	<b>13,265.76</b>	<b>22,610.49</b>	<b>538,836.75</b>	<b>6.24</b>
<b>29 MUSEUM</b>						
29-0100 MUSEUM	312,219.00	28,877.33	28,877.33	132,062.20	151,279.47	51.55
<b>MUSEUM</b>	<b>312,219.00</b>	<b>28,877.33</b>	<b>28,877.33</b>	<b>132,062.20</b>	<b>151,279.47</b>	<b>51.55</b>
<b>30 SHADOW MTN LID</b>						
30-0100 SHADOW MTN LOCAL IMPROVEMENT DISTRICT	51,675.00	-	-	-	51,675.00	-
<b>SHADOW MTN LOCAL IMPROVEMENT DISTRICT</b>	<b>51,675.00</b>	<b>-</b>	<b>-</b>	<b>-</b>	<b>51,675.00</b>	<b>-</b>

<i>Account Number</i>	<i>2020 Adjusted Budget</i>	<i>January Expenditures</i>	<i>YTD Expenditures</i>	<i>YTD Encumbrances</i>	<i>Current Balance</i>	<i>Percent Used</i>
<b>MOFFAT COUNTY LOCAL MARKETING DISTRICT</b>						
02-0000 OPERATING GROUP BUDGET	500,000.00	-	-	1,823.12	498,176.88	0.36
<b>Total MOFFAT COUNTY LOCAL MARKETING DISTRICT</b>	<b>500,000.00</b>	<b>-</b>	<b>-</b>	<b>1,823.12</b>	<b>498,176.88</b>	<b>0.36</b>
<b>Grand Total</b>	<b>40,791,872.00</b>	<b>1,850,936.36</b>	<b>1,850,936.36</b>	<b>1,518,174.57</b>	<b>37,422,761.07</b>	<b>8.26</b>

# EXPENDITURES BY FUND

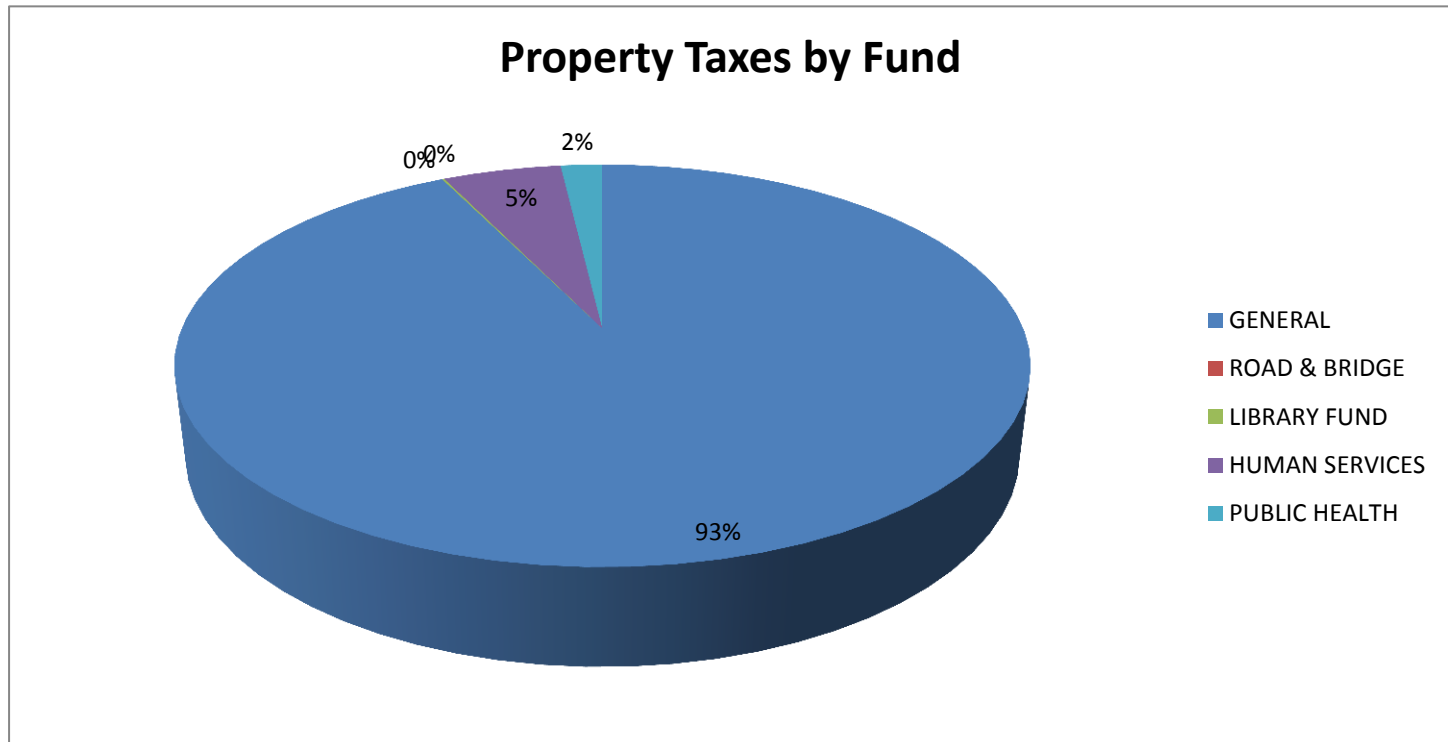
## January Expense

FUND	2016	2017	2018	2019	2020
	YTD EXP	YTD EXP	YTD EXP	YTD EXP	YTD EXP
GENERAL	\$ 892,217.16	\$ 1,108,932.37	\$ 694,239.65	\$ 709,706.37	\$ 644,157.57
ROAD & BRIDGE	\$ 539,146.95	\$ 485,510.93	\$ 394,662.72	\$ 408,723.10	\$ 420,879.76
RETIREMENT	\$ 35,603.79	\$ -	\$ -	\$ -	\$ -
LANDFILL	\$ 32,618.96	\$ 26,591.88	\$ 34,993.05	\$ 35,482.18	\$ 34,715.31
AIRPORT	\$ 2,523.14	\$ 24,415.17	\$ 4,089.98	\$ 3,924.62	\$ 3,629.51
EMERGENCY-911	\$ 13,636.15	\$ -	\$ -	\$ -	\$ -
CAPITAL PROJECTS	\$ -	\$ -	\$ -	\$ -	\$ -
CONSERVATION TRUST	\$ 0.49	\$ 0.77	\$ 0.29	\$ 1.74	\$ 2.26
LIBRARY FUND	\$ 36,441.31	\$ 34,312.86	\$ 31,184.90	\$ 27,407.51	\$ 22,277.95
MAYBELL SANITATION	\$ 367.08	\$ 529.26	\$ 385.81	\$ 439.42	\$ 483.82
HEALTH & WELFARE	\$ 289,187.67	\$ 165,516.80	\$ 291,203.67	\$ 127,795.17	\$ 38,365.23
SENIOR CITIZENS	\$ 18,323.53	\$ 20,341.68	\$ 16,025.08	\$ 11,174.70	\$ 11,687.74
INTERNAL SERVICE FUND	\$ 2,723.85	\$ 2,226.57	\$ 629.83	\$ 596.41	\$ 596.43
LEASE PURCHASE	\$ -	\$ -	\$ -	\$ -	\$ -
TELECOMMUNICATION SERVICES	\$ 223.40	\$ -	\$ -	\$ 6,540.00	\$ -
MO CO TOURISM ASSOC	\$ 9,037.05	\$ 16,436.97	\$ 1,580.36	\$ 27,195.14	\$ 12,456.89
PSC-JAIL	\$ 143,414.48	\$ 183,073.61	\$ 154,323.46	\$ 166,889.15	\$ 163,323.68
HUMAN SERVICES	\$ 495,451.86	\$ 501,462.16	\$ 441,212.31	\$ 599,156.64	\$ 438,341.82
PUBLIC HEALTH	\$ -	\$ -	\$ -	\$ -	\$ 5,422.18
SUNSET MEADOWS 1	\$ 18,906.19	\$ 13,934.06	\$ 13,199.86	\$ 12,713.24	\$ 12,453.12
SUNSET MEADOWS II	\$ 22,516.07	\$ 12,025.38	\$ 15,925.18	\$ 13,717.35	\$ 13,265.76
MUSEUM	\$ 37,478.35	\$ 17,940.95	\$ 18,340.14	\$ 15,509.64	\$ 28,877.33
SHADOW MTN LOCAL IMPROVEMENT DISTRICT	\$ 4,862.66	\$ 600.00	\$ -	\$ -	\$ -
MOFFAT COUNTY LOCAL MARKETING DISTRICT	\$ -	\$ -	\$ 1,879.00	\$ 1,817.29	\$ -
<b>TOTAL</b>	<b>\$ 2,594,680.14</b>	<b>\$ 2,613,851.42</b>	<b>\$ 2,113,875.29</b>	<b>\$ 2,168,789.67</b>	<b>\$ 1,850,936.36</b>



## Property Taxes

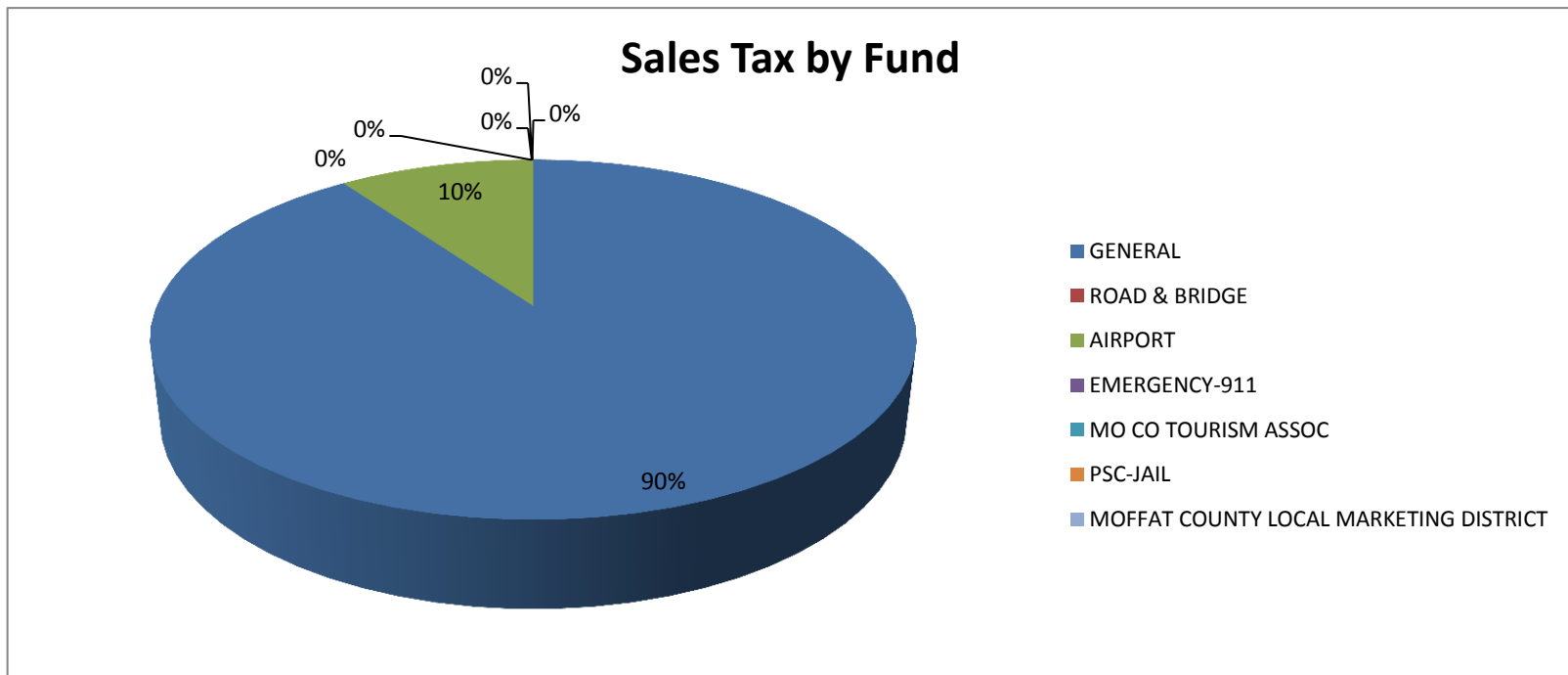
FUND	BEG BAL	YTD REV	% RCVD
GENERAL	\$ 8,008,277.00	\$ 30,340.96	0.38%
ROAD & BRIDGE	\$ -	\$ -	0.00%
LIBRARY FUND	\$ -	\$ 32.16	0.00%
HUMAN SERVICES	\$ 463,396.00	\$ 1,752.53	0.38%
PUBLIC HEALTH	\$ 165,284.00	\$ 616.17	0.37%
<b>TOTAL</b>	<b>\$ 8,636,957.00</b>	<b>\$ 32,741.82</b>	<b>0.38%</b>





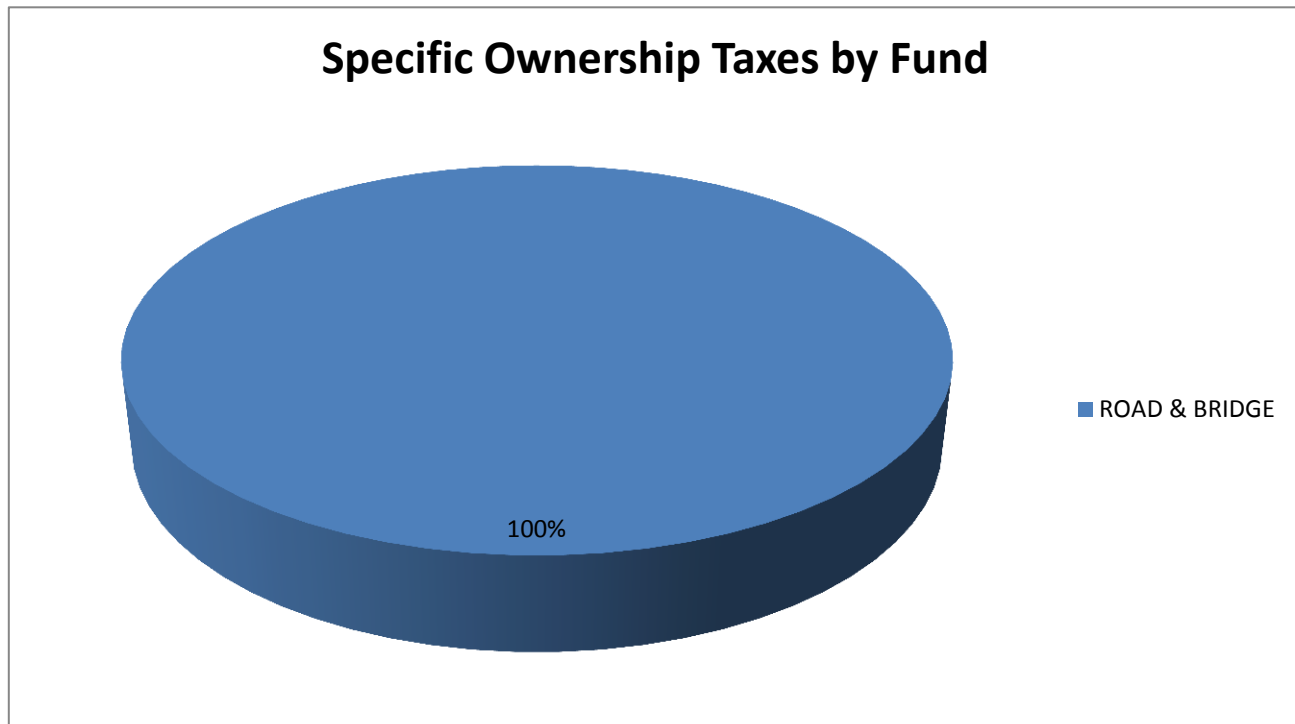
## Sales Tax

FUND	BEG BAL	YTD REV	% RCVD
GENERAL	\$ 1,492,456.00	\$ 2,954.38	0.20%
ROAD & BRIDGE	\$ 440,000.00	\$ -	0.00%
AIRPORT	\$ 6,500.00	\$ 323.51	4.98%
EMERGENCY-911	\$ 100,000.00	\$ -	0.00%
MO CO TOURISM ASSOC	\$ 150,000.00	\$ -	0.00%
PSC-JAIL	\$ 1,049,388.00	\$ -	0.00%
MOFFAT COUNTY LOCAL MARKETING DISTRICT	\$ 250,000.00	\$ -	0.00%
<b>TOTAL</b>	<b>\$ 3,488,344.00</b>	<b>\$ 3,277.89</b>	<b>0.09%</b>



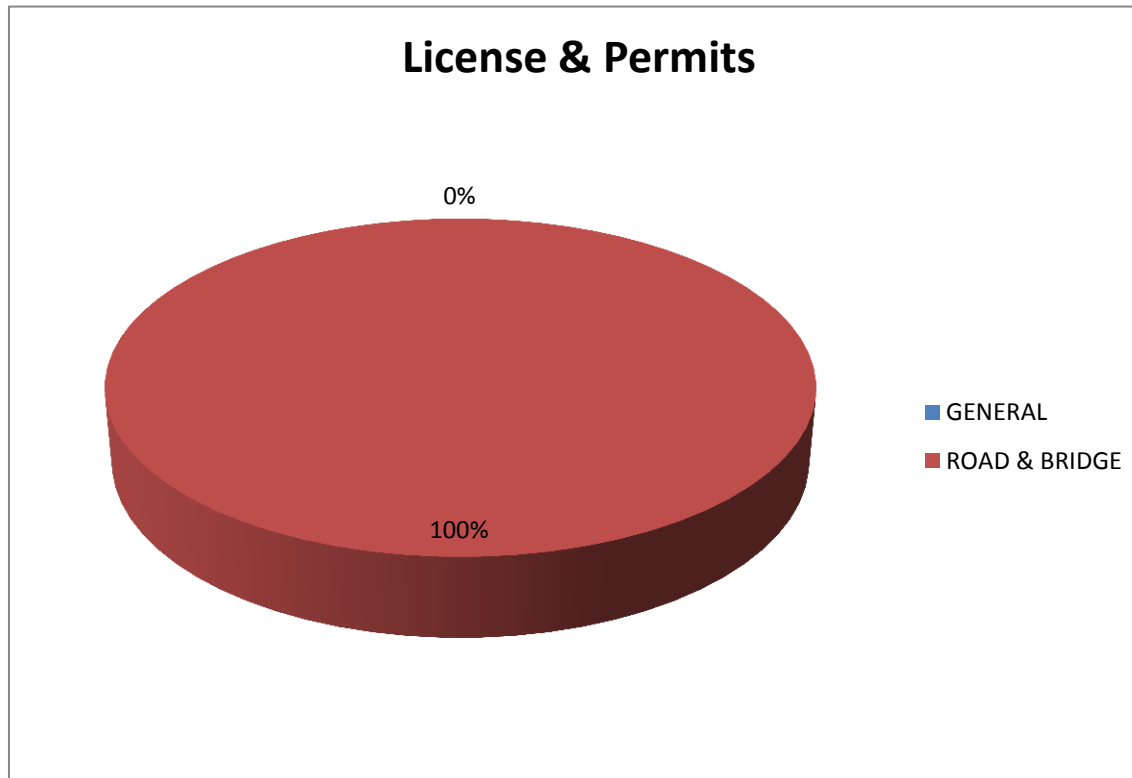
### Specific Ownership Taxes

<b>FUND</b>	<b>BEG BAL</b>	<b>YTD REV</b>	<b>% RCVD</b>
ROAD & BRIDGE	\$ 800,000.00	\$ 72,325.47	9.04%
<b>TOTAL</b>	<b>\$ 800,000.00</b>	<b>\$ 72,325.47</b>	<b>9.04%</b>



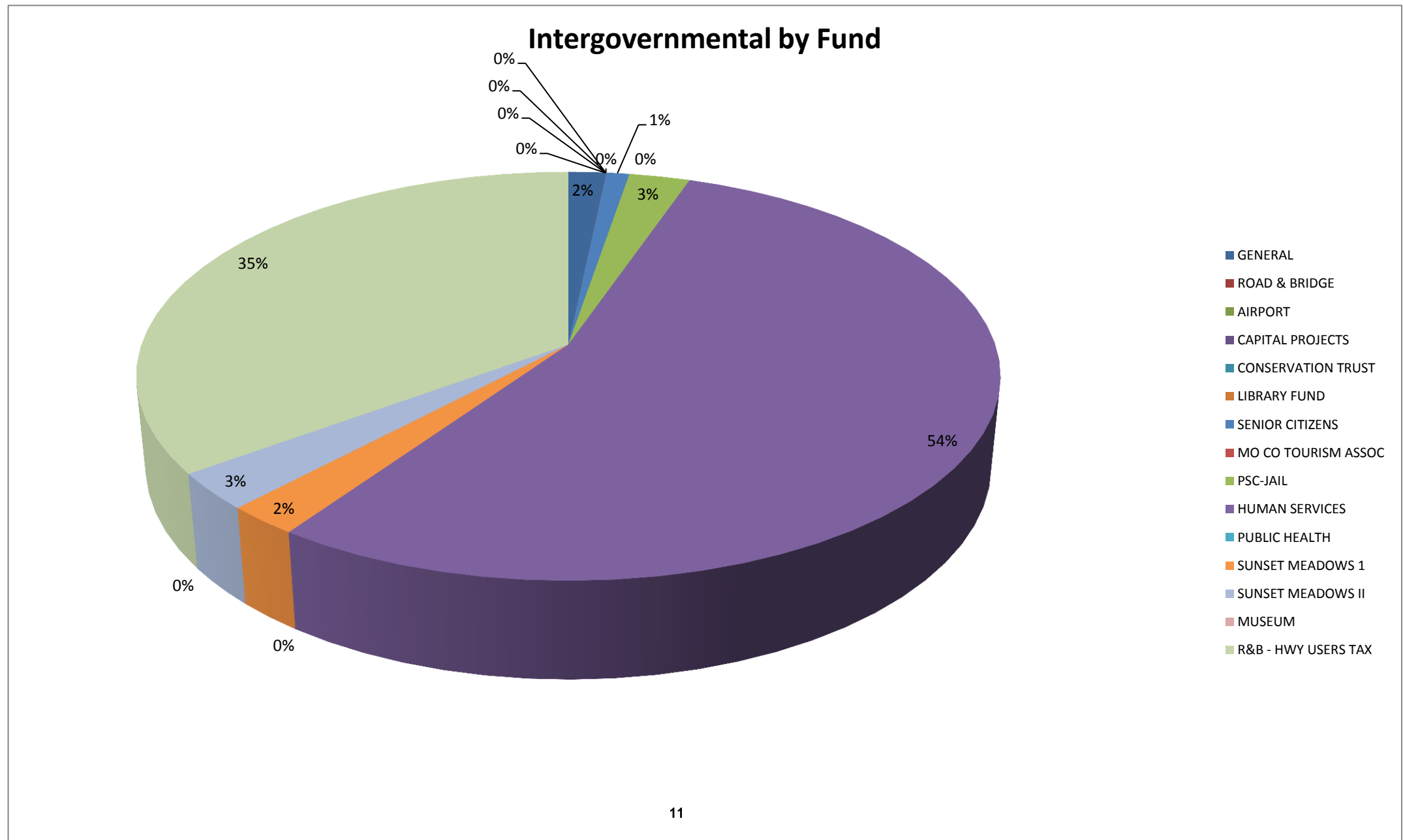
### License & Permits

FUND	BEG BAL	YTD REV	% RCVD
GENERAL	\$ 683.00	\$ -	0.00%
ROAD & BRIDGE	\$ 30,000.00	\$ 1,170.00	3.90%
<b>TOTAL</b>	<b>\$ 30,683.00</b>	<b>\$ 1,170.00</b>	<b>3.81%</b>



# Intergovernmental

FUND	BEG BAL	YTD REV	% RVCD
GENERAL	\$ 818,862.00	\$ 11,934.89	1.46%
ROAD & BRIDGE	\$ 660,000.00	\$ 73.23	0.01%
AIRPORT	\$ 47,687.00	\$ -	0.00%
CAPITAL PROJECTS	\$ 200,000.00	\$ -	0.00%
CONSERVATION TRUST	\$ 36,000.00	\$ -	0.00%
LIBRARY FUND	\$ 5,000.00	\$ -	0.00%
SENIOR CITIZENS	\$ 39,000.00	\$ 7,348.58	18.84%
MO CO TOURISM ASSOC	\$ -	\$ -	0.00%
PSC-JAIL	\$ 451,800.00	\$ 19,331.02	4.28%
HUMAN SERVICES	\$ 5,084,678.00	\$ 397,495.24	7.82%
PUBLIC HEALTH	\$ 96,143.00	\$ -	0.00%
SUNSET MEADOWS 1	\$ 183,283.00	\$ 17,364.00	9.47%
SUNSET MEADOWS II	\$ 472,928.00	\$ 21,340.00	4.51%
MUSEUM	\$ -	\$ -	0.00%
R&B - HWY USERS TAX	\$ 4,475,415.00	\$ 256,039.40	5.72%
<b>TOTAL</b>	<b>\$ 12,570,796.00</b>	<b>\$ 730,926.36</b>	<b>0.06%</b>



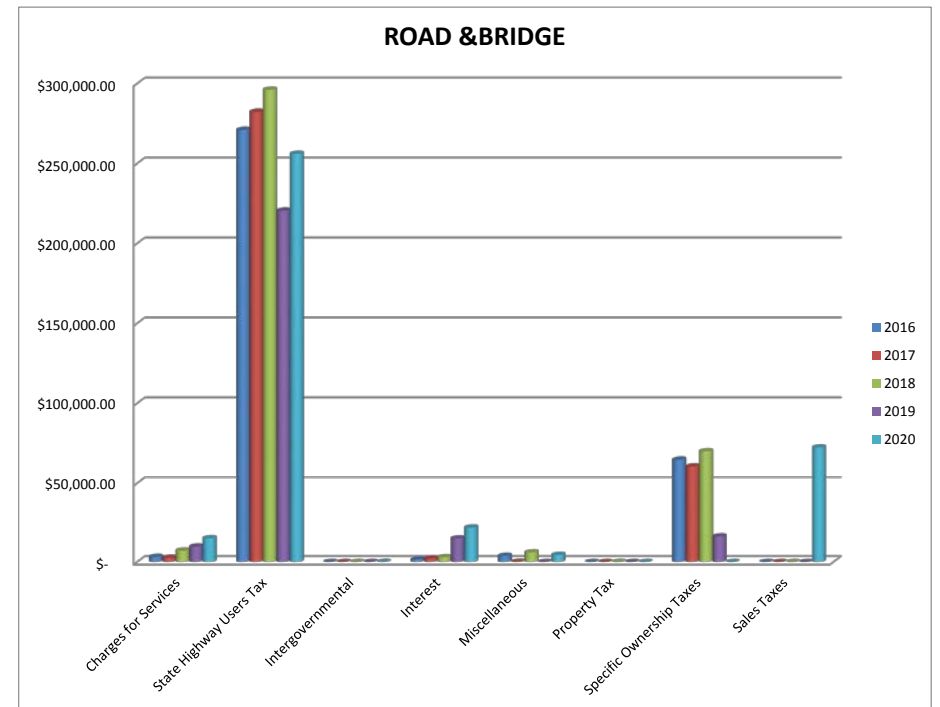
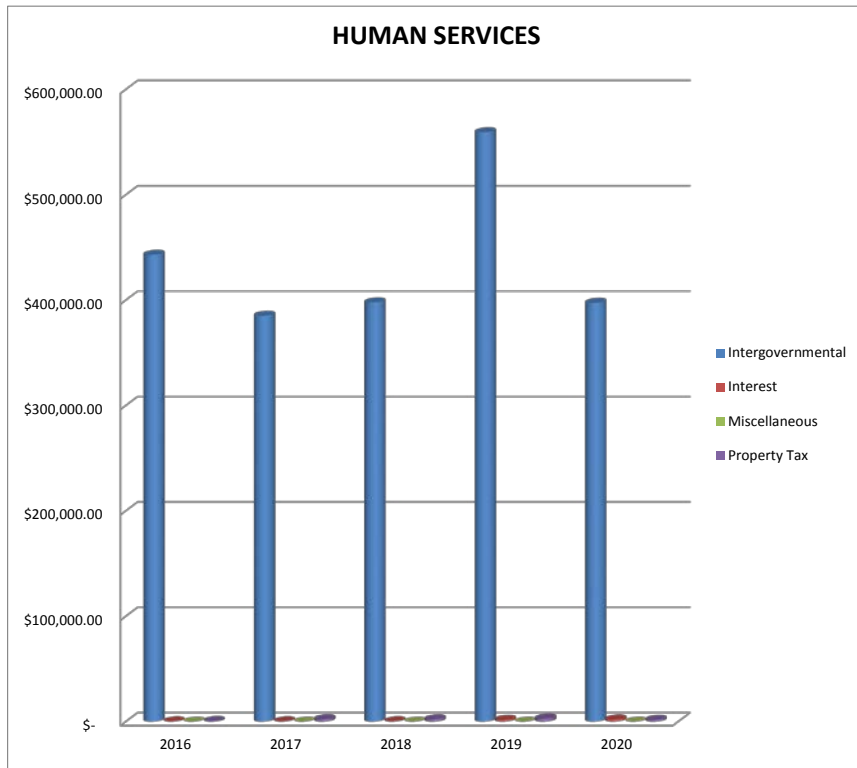
## FUNDS WITH MAJOR INTERGOVERNMENTAL REVENUE

### HUMAN SERVICES

REVENUE SOURCES	2016	2017	2018	2019	2020
	YTD REV	YTD REV	YTD REV	YTD REV	YTD REV
Intergovernmental	\$ 443,065.96	\$ 385,240.97	\$ 397,844.57	\$ 559,352.43	\$ 397,495.24
Interest	\$ 298.19	\$ 351.68	\$ 396.87	\$ 1,758.23	\$ 2,118.81
Miscellaneous	\$ -	\$ -	\$ -	\$ -	\$ -
Property Tax	\$ 609.55	\$ 2,360.84	\$ 2,259.59	\$ 2,967.88	\$ 1,752.53
<b>TOTAL</b>	<b>\$ 443,973.70</b>	<b>\$ 387,953.49</b>	<b>\$ 400,501.03</b>	<b>\$ 564,078.54</b>	<b>\$ 401,366.58</b>

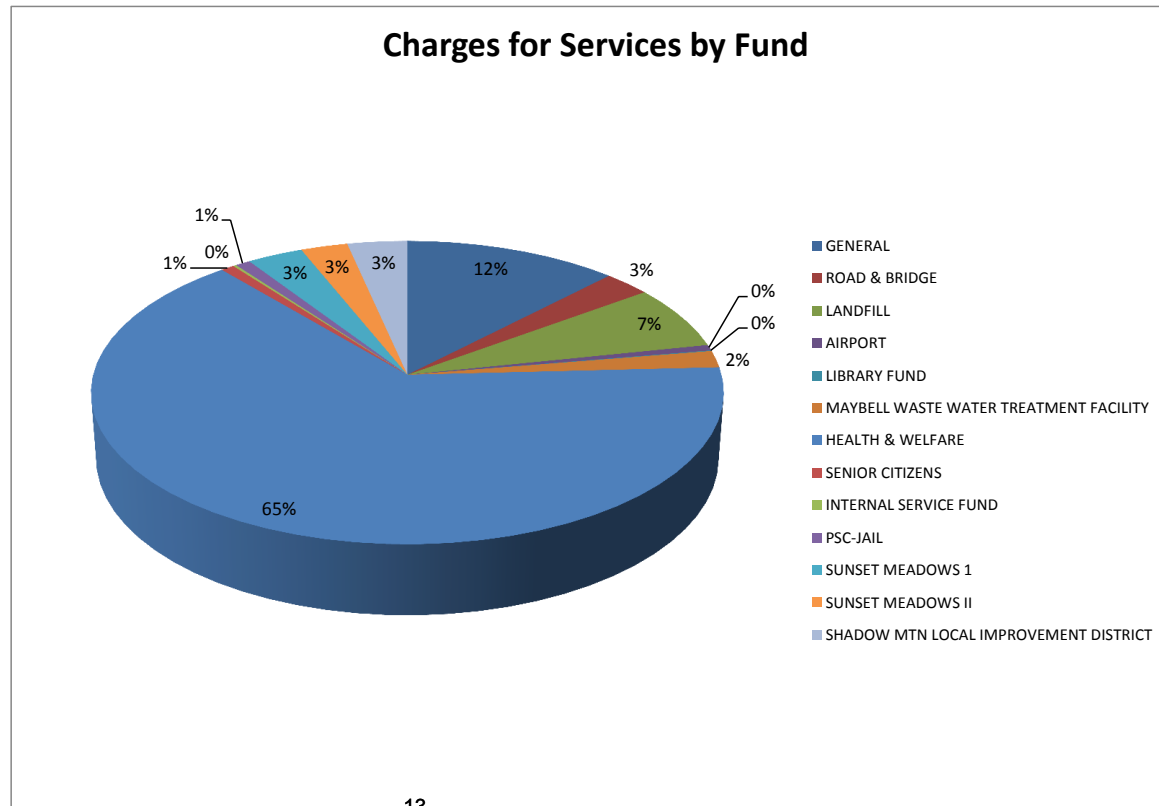
### ROAD & BRIDGE

REVENUE SOURCES	2016	2017	2018	2019	2020
	YTD REV	YTD REV	YTD REV	YTD REV	YTD REV
Charges for Services	\$ 3,283.69	\$ 2,696.86	\$ 7,199.87	\$ 9,770.61	\$ 15,137.58
State Highway Users Tax	\$ 271,021.56	\$ 282,319.64	\$ 296,123.26	\$ 220,483.43	\$ 256,039.40
Intergovernmental	\$ -	\$ -	\$ -	\$ -	\$ 73.23
Interest	\$ 1,502.25	\$ 2,257.62	\$ 2,991.16	\$ 15,073.82	\$ 21,934.15
Miscellaneous	\$ 3,834.86	\$ 165.27	\$ 6,105.40	\$ -	\$ 4,479.10
Property Tax	\$ -	\$ -	\$ 44.23	\$ -	\$ -
Specific Ownership Taxes	\$ 64,719.09	\$ 60,431.69	\$ 69,947.43	\$ 16,279.74	\$ -
Sales Taxes	\$ -	\$ -	\$ -	\$ -	\$ 72,325.47
<b>TOTAL</b>	<b>\$ 344,361.45</b>	<b>\$ 347,871.08</b>	<b>\$ 382,411.35</b>	<b>\$ 261,607.60</b>	<b>\$ 369,988.93</b>



## Charges for Services

FUND	BEG BAL	YTD REV	% RCVD
GENERAL	\$ 1,380,232.00	\$ 63,613.91	4.61%
ROAD & BRIDGE	\$ 41,500.00	\$ 13,967.58	33.66%
LANDFILL	\$ 601,500.00	\$ 35,182.00	5.85%
AIRPORT	\$ 17,000.00	\$ 3,114.00	18.32%
LIBRARY FUND	\$ 5,500.00	\$ 388.41	7.06%
MAYBELL WASTE WATER TREATMENT FACILITY	\$ 36,960.00	\$ 9,280.00	25.11%
HEALTH & WELFARE	\$ 4,212,569.00	\$ 335,501.57	7.96%
SENIOR CITIZENS	\$ 39,000.00	\$ 4,001.75	10.26%
INTERNAL SERVICE FUND	\$ 10,350.00	\$ 952.86	9.21%
PSC-JAIL	\$ 65,000.00	\$ 4,451.85	6.85%
SUNSET MEADOWS 1	\$ 205,479.00	\$ 16,671.46	8.11%
SUNSET MEADOWS II	\$ 166,136.00	\$ 13,928.99	8.38%
SHADOW MTN LOCAL IMPROVEMENT DISTRICT	\$ 31,000.00	\$ 17,791.25	57.39%
<b>Total</b>	<b>\$ 6,812,226.00</b>	<b>\$ 518,845.63</b>	<b>7.62%</b>



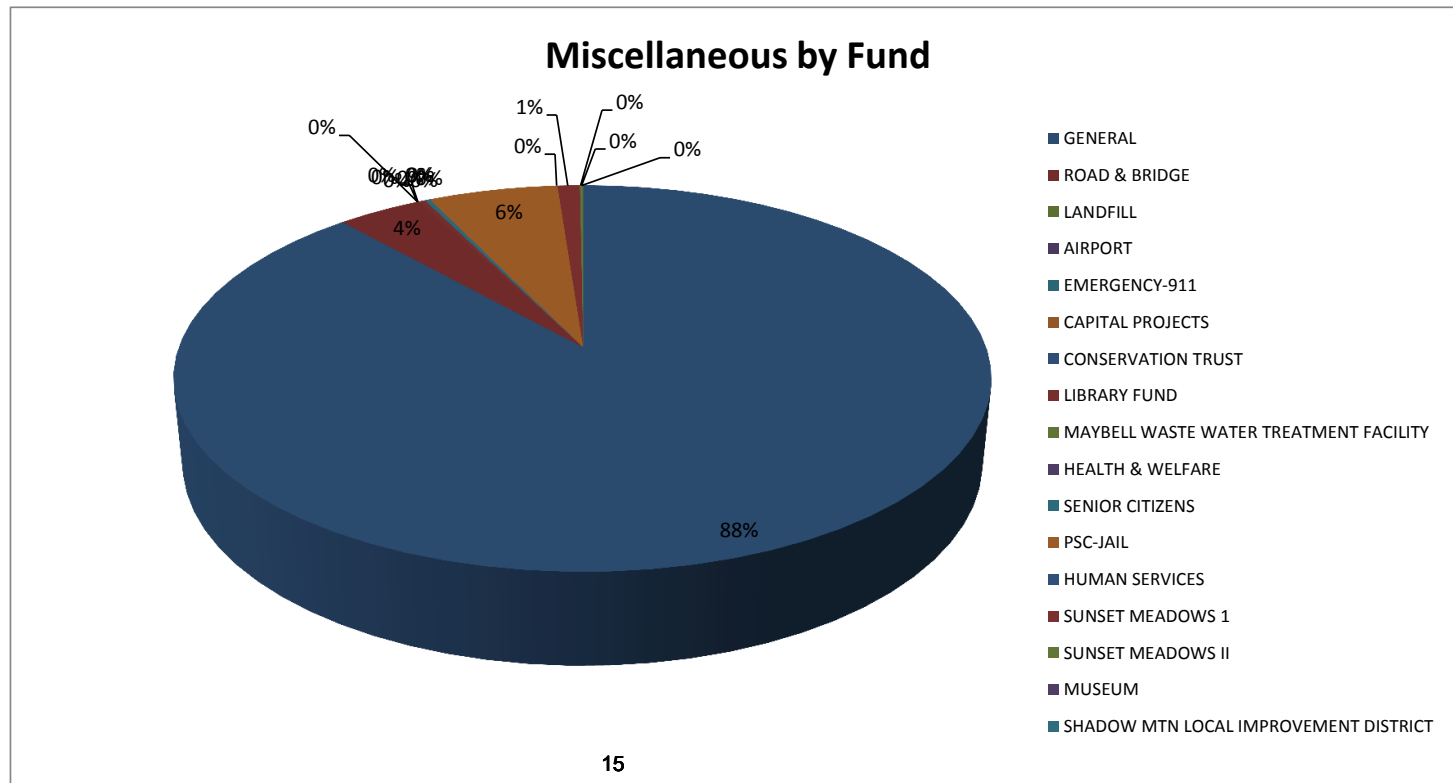
**JANUARY - CHARGES FOR SERVICES - ALL FUNDS**

FUND	BEG BAL	YTD	% RCVD
<b>GENERAL</b>			
9400-4769 CHG SERVICES-EMERG MNGMNT AMBULANCE	\$ 34,160.00	\$ -	0.00
9400-4772 CHG SERVICES-ICE RINK	\$ 63,000.00	\$ 11,785.00	18.71
9400-4773 CHG SERVICES-PLANNING FEES	\$ 2,000.00	\$ -	0.00
9400-4776 CHG SERVICES-CAMPGROUND RENTAL/FEE SYC	\$ 10,853.00	\$ -	0.00
9400-4779 CHG SERVICES-PENALTY ASSESSMENT	\$ 10,000.00	\$ 135.00	1.35
9400-4780 CHG SERVICES-SHERIFF'S FEES	\$ 30,000.00	\$ 8,314.81	27.72
9400-4782 CHG SERVICES-CLERK FEES	\$ 280,000.00	\$ 18,151.22	6.48
9400-4783 CHR SERVICES-TREASURER FEES	\$ 750,000.00	\$ 15,654.09	2.09
9400-4784 CHG SERVICES-ASSESSOR FEES	\$ 6,000.00	\$ -	0.00
9400-4785 CHG SERVICES-P & R FEES	\$ 7,480.00	\$ -	0.00
9400-4786 CHG SERVICES-FAIRGROUND FEES	\$ 15,000.00	\$ 1,600.00	10.67
9400-4787 CHG SERVICES-MAYBELL AMBULANCE FEES	\$ 5,000.00	\$ -	0.00
9400-4788 CHG SERVICES-WEED CONTROL	\$ 11,535.00	\$ (409.24)	-3.55
9400-4790 CHG SERVICES-PUBLIC TRUSTE FEE	\$ 6,000.00	\$ 1,416.67	23.61
9400-4791 CHG SERVICES-P&R CONCESSIONS	\$ 500.00	\$ 93.36	18.67
9400-4792 CHG SERVICES-ELECTRONIC RECORDING	\$ 37,000.00	\$ 4,533.00	12.25
9400-4795 MISC REV-CABLE FRANCHISE FEE	\$ 4,346.00	\$ -	0.00
9400-4797 CHG SERVICES-CEMETERY OPENINGS	\$ 12,000.00	\$ -	0.00
9400-4798 CHG SERVICES-CEMETERY SALE OF LOTS	\$ 8,000.00	\$ -	0.00
9400-4799 CHG SERVICES-CEMETERY VASES FOUNDATION	\$ 300.00	\$ -	0.00
9400-4857 CHG SERVICES-OVERNIGHT CAMPING FAIRGRNDS	\$ 2,000.00	\$ -	0.00
9400-4858 CHG SERVICES-OVRNGHT CAMPING LOUDY SIMPS	\$ 100.00	\$ -	0.00
9400-4859 CHG SERVICES-FAIRGROUNDS RV DUMP FEES	\$ 9,000.00	\$ -	0.00
9400-4860 SB215 FEES	\$ 7,000.00	\$ -	0.00
9400-4861 CHG SERV - FREEMAN/SHERMAN DAY USE FEES	\$ 2,343.00	\$ -	0.00
9400-4862 CHG SERVICE- CLERK LATE FEES	\$ 60,115.00	\$ 2,340.00	3.89
9400-4863 CHRG SERVICES-EXTENSION	\$ 6,500.00	\$ -	0.00
<b>Total GENERAL</b>	<b>\$ 1,380,232.00</b>	<b>\$ 63,613.91</b>	<b>4.61</b>
<b>ROAD &amp; BRIDGE</b>			
9600-4142 LANDFILL GRAVEL	\$ 1,000.00	\$ -	0.00
9800-4950 R&B REIMB-OTHER COUNTY DEPTS	\$ 40,000.00	\$ 13,967.58	34.92
9800-4960 R&B REIMB-CITY REVENUE	\$ 500.00	\$ -	0.00
<b>Total ROAD &amp; BRIDGE</b>	<b>\$ 41,500.00</b>	<b>\$ 13,967.58</b>	<b>33.66</b>
<b>LANDFILL</b>			
9500-4789 LNDFL MISC REV-FEES	\$ 600,000.00	\$ 35,182.00	5.86
9500-4790 LNDFL TIRES	\$ 1,500.00	\$ -	0.00
<b>Total LANDFILL</b>	<b>\$ 601,500.00</b>	<b>\$ 35,182.00</b>	<b>5.85</b>
<b>AIRPORT</b>			
9500-4802 AIRPORT MISC REV-RENTS	\$ 17,000.00	\$ 3,114.00	18.32
<b>Total AIRPORT</b>	<b>\$ 17,000.00</b>	<b>\$ 3,114.00</b>	<b>18.32</b>
<b>LIBRARY FUND</b>			
9400-4781 LIB CHGS SERVICES-FINES & COLL	\$ 5,500.00	\$ 388.41	7.06
<b>Total LIBRARY FUND</b>	<b>\$ 5,500.00</b>	<b>\$ 388.41</b>	<b>7.06</b>
<b>MAYBELL WASTE WATER TREATMENT FACILITY</b>			
9100-4723 MYBL SAN-USER FEE	\$ 36,960.00	\$ 9,280.00	25.11
<b>Total MAYBELL WASTE WATER TREATMENT FACILITY</b>	<b>\$ 36,960.00</b>	<b>\$ 9,280.00</b>	<b>25.11</b>

FUND	BEG BAL	YTD	% RCVD
<b>HEALTH &amp; WELFARE</b>			
9400-4770 H&W-PREMIUMS/MEDICAL/COUNTY	\$ 3,683,828.00	\$ 294,443.90	7.99
9400-4772 H&W-PREMIUMS/MEDICAL/COBRA	\$ 8,000.00	\$ -	0.00
9400-4773 H&W-PREMIUMS/DENTAL/COUNTY	\$ 238,336.00	\$ 17,971.01	7.54
9400-4778 H&W-PREMIUMS/VISION/COUNTY	\$ 47,430.00	\$ 3,653.39	7.70
9400-4780 H&W-PREMIUMS/LIFE	\$ 13,714.00	\$ 1,082.03	7.89
9400-4782 H&W-EMPLOYEE CONTRIBUTIONS	\$ 184,488.00	\$ 15,530.55	8.42
9400-4783 H&W PREMIUMS LONG TERM DISABILITY	\$ 36,773.00	\$ 2,820.69	7.67
<b>Total HEALTH &amp; WELFARE</b>	<b>\$ 4,212,569.00</b>	<b>\$ 335,501.57</b>	<b>7.96</b>
<b>SENIOR CITIZENS</b>			
9500-4835 SEN CIT-MEAL PROGRAM	\$ 39,000.00	\$ 4,001.75	10.26
<b>Total SENIOR CITIZENS</b>	<b>\$ 39,000.00</b>	<b>\$ 4,001.75</b>	<b>10.26</b>
<b>INTERNAL SERVICE</b>			
9400-4791 CNTRL DUP-PLAT MAPS	\$ 100.00	\$ 80.00	80.00
9800-4603 CNTRL DUP-REIMB WAREHOUSE	\$ 2,150.00	\$ 158.40	7.37
9800-6103 CNTRL DUP-TELEPHONE	\$ 8,100.00	\$ 714.46	8.82
<b>Total INTERNAL SERVICE FUND</b>	<b>\$ 10,350.00</b>	<b>\$ 952.86</b>	<b>9.21</b>
<b>PSC-JAIL</b>			
9200-4646 PSC JAIL-WORK RELEASE	\$ 20,000.00	\$ -	0.00
9400-4780 PSC JAIL-JAIL FEES	\$ 20,000.00	\$ 926.08	4.63
9400-4793 PSC JAIL - COST OF CARE/COUNTY INMATE	\$ 25,000.00	\$ 3,525.77	14.10
<b>Total PSC-JAIL</b>	<b>\$ 65,000.00</b>	<b>\$ 4,451.85</b>	<b>6.85</b>
<b>SUNSET MEADOWS 1</b>			
9500-5120 MISC REV-TENANT RENT	\$ 192,021.00	\$ 15,544.13	8.10
9500-5922 MISC REV-AIR CONDITIONERS	\$ 2,628.00	\$ 227.20	8.65
9500-5923 MISC REV-TENANT CABLE INCOME	\$ 7,230.00	\$ 600.13	8.30
9500-5925 MISC REV-OFFICE & BEAUTY SHOP RENT	\$ 3,600.00	\$ 300.00	8.33
<b>Total SUNSET MEADOWS 1</b>	<b>\$ 205,479.00</b>	<b>\$ 16,671.46</b>	<b>8.11</b>
<b>SUNSET MEADOWS II</b>			
9500-5120 MISC REV-TENANT RENT	\$ 156,436.00	\$ 13,121.00	8.39
9500-5922 MISC REV- AIR CONDITIONERS	\$ 2,600.00	\$ 216.00	8.31
9500-5923 MISC REV- TENANT CABLE INCOME	\$ 7,100.00	\$ 591.99	8.34
<b>Total SUNSET MEADOWS II</b>	<b>\$ 166,136.00</b>	<b>\$ 13,928.99</b>	<b>8.38</b>
<b>SHADOW MTN LOCAL IMPROVEMENT DISTRICT</b>			
9400-4789 CHG SERVICES-USER FEES	\$ 31,000.00	\$ 17,791.25	57.39
<b>Total SHADOW MTN LOCAL IMPROVEMENT DISTRICT</b>	<b>\$ 31,000.00</b>	<b>\$ 17,791.25</b>	<b>57.39</b>
<b>Grand Total</b>	<b>\$ 6,812,226.00</b>	<b>\$ 518,845.63</b>	<b>7.62</b>

### Miscellaneous

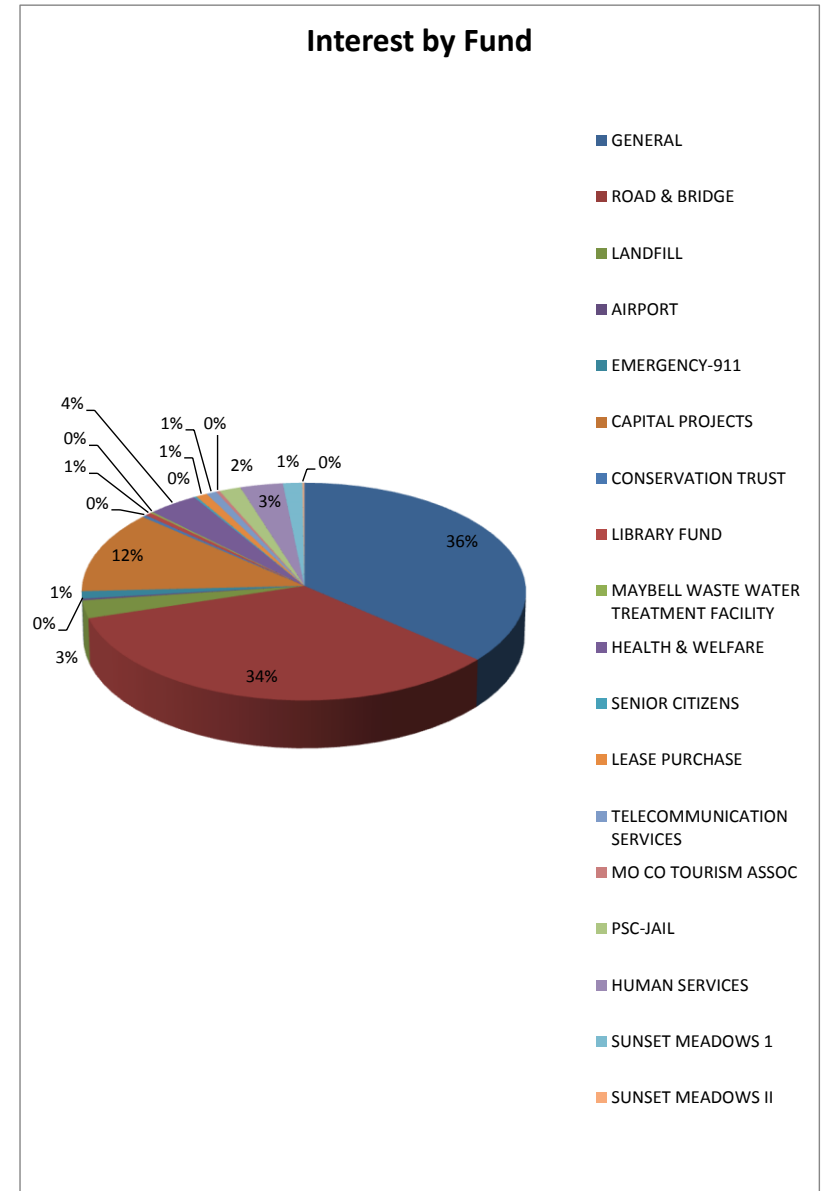
FUND	BEG BAL	YTD REV	% RVCD
GENERAL	\$ 294,550.00	\$ 100,365.05	34.07%
ROAD & BRIDGE	\$ 20,015.00	\$ 4,479.10	22.38%
LANDFILL	\$ 1,400.00	\$ -	0.00%
AIRPORT	\$ -	\$ -	0.00%
EMERGENCY-911	\$ -	\$ -	0.00%
CAPITAL PROJECTS	\$ 260,000.00	\$ -	0.00%
CONSERVATION TRUST	\$ 116,000.00	\$ -	0.00%
LIBRARY FUND	\$ 19,100.00	\$ 318.91	1.67%
MAYBELL WASTE WATER TREATMENT FACILITY	\$ -	\$ -	0.00%
HEALTH & WELFARE	\$ 220,000.00	\$ -	0.00%
SENIOR CITIZENS	\$ 3,300.00	\$ 266.00	8.06%
PSC-JAIL	\$ 2,500.00	\$ 6,795.03	271.80%
HUMAN SERVICES	\$ 2,500.00	\$ -	0.00%
SUNSET MEADOWS 1	\$ 4,790.00	\$ 1,161.17	24.24%
SUNSET MEADOWS II	\$ 4,800.00	\$ 175.25	3.65%
MUSEUM	\$ 351,400.00	\$ -	0.00%
SHADOW MTN LOCAL IMPROVEMENT DISTRICT	\$ -	\$ -	0.00%
MOFFAT COUNTY LOCAL MARKETING DISTRICT	\$ -	\$ -	0.00%
<b>TOTAL</b>	<b>\$ 1,300,355.00</b>	<b>\$ 113,560.51</b>	<b>8.73%</b>





## Interest

FUND	BEG BAL	YTD REV	% RCVD
GENERAL	\$ 250,000.00	\$ 23,578.14	9.43%
ROAD & BRIDGE	\$ 215,000.00	\$ 21,934.15	10.20%
LANDFILL	\$ 15,000.00	\$ 1,705.70	11.37%
AIRPORT	\$ 1,500.00	\$ 161.99	10.80%
EMERGENCY-911	\$ 6,500.00	\$ 716.41	11.02%
CAPITAL PROJECTS	\$ 95,000.00	\$ 7,900.25	8.32%
CONSERVATION TRUST	\$ 2,600.00	\$ 225.59	8.68%
LIBRARY FUND	\$ 5,000.00	\$ 327.38	6.55%
MAYBELL WASTE WATER TREATMENT FACILITY	\$ 1,600.00	\$ 127.73	7.98%
HEALTH & WELFARE	\$ 30,000.00	\$ 2,491.79	8.31%
SENIOR CITIZENS	\$ 2,100.00	\$ 124.03	5.91%
LEASE PURCHASE	\$ 3,000.00	\$ 562.87	18.76%
TELECOMMUNICATION SERVICES	\$ 5,000.00	\$ 512.43	10.25%
MO CO TOURISM ASSOC	\$ 2,000.00	\$ 188.56	9.43%
PSC-JAIL	\$ 13,000.00	\$ 1,067.42	8.21%
HUMAN SERVICES	\$ 25,000.00	\$ 2,118.81	8.48%
SUNSET MEADOWS 1	\$ 5,484.00	\$ 964.22	17.58%
SUNSET MEADOWS II	\$ 1,250.00	\$ 88.42	7.07%
<b>TOTAL</b>	<b>\$ 679,034.00</b>	<b>\$ 64,795.89</b>	<b>9.54%</b>



**Transfers In**

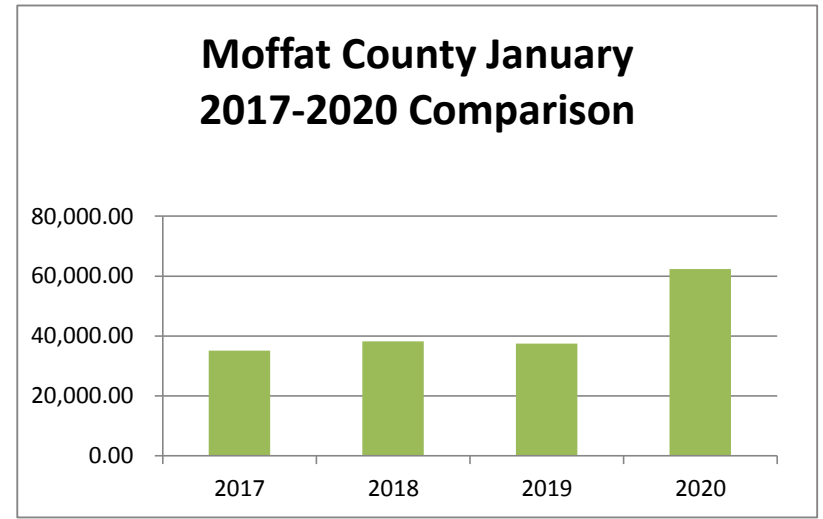
<b>FUND</b>	<b>BEG BAL</b>	<b>YTD REV</b>	<b>% RCVD</b>
AIRPORT	\$ 47,687.00	\$ -	0.00%
LIBRARY	\$ 345,857.00	\$ -	0.00%
HEALTH & WELFARE	\$ 230,000.00	\$ -	0.00%
SENIOR CITIZENS	\$ 147,855.00	\$ -	0.00%
LEASE PURCHASE	\$ 733,025.00	\$ -	0.00%
PSC-JAIL	\$ 1,714,321.00	\$ -	0.00%
PUBLIC HEALTH	\$ -	\$ -	0.00%
<b>TOTAL</b>	<b>\$ 3,218,745.00</b>	<b>\$ -</b>	<b>0.00%</b>



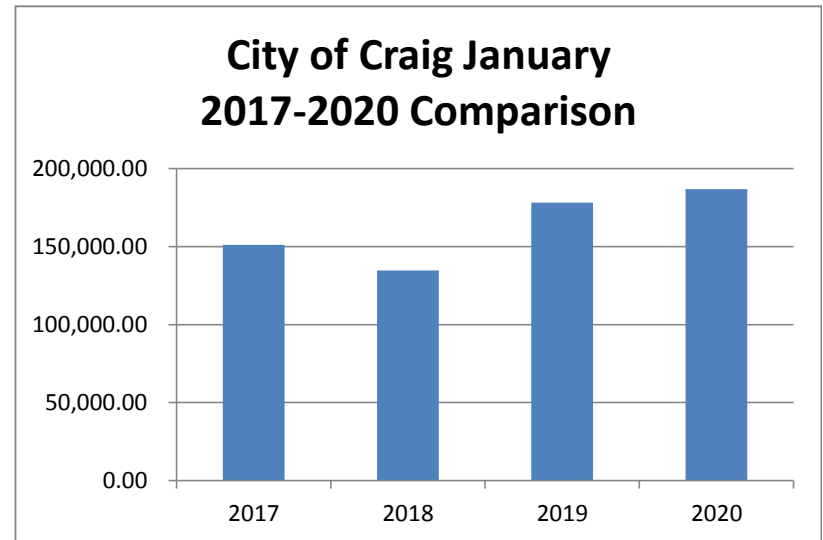




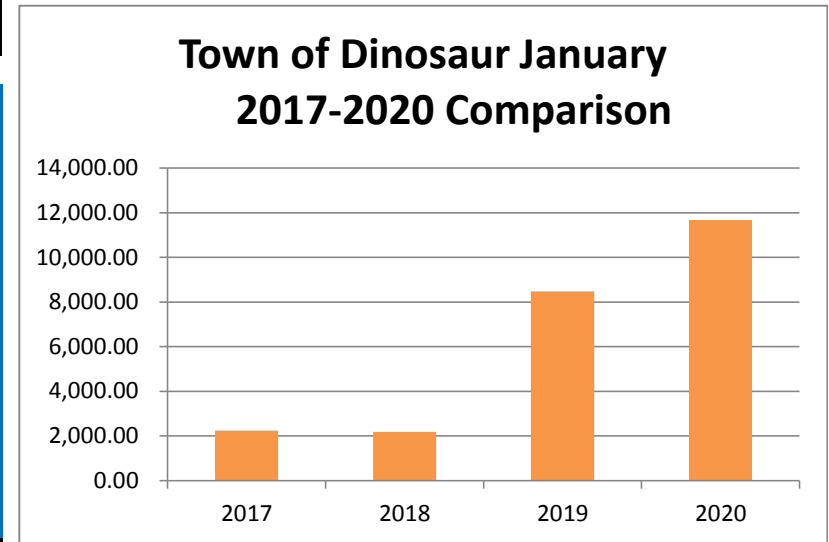
MONTH OF SALES	MOFFAT COUNTY 2% SALES TAX				INCREASE/ (DECREASE) 2020/2019	% CHANGE RECEIVED 2020/2019
	2017 ACTUAL	2018 ACTUAL	2019 ACTUAL	2020 ACTUAL		
JAN	35,091.91	38,210.72	37,473.62	62,377.16	24,903.54	66.46%
FEB	45,676.34	32,310.97	62,069.50	0.00	(62,069.50)	-100.00%
MAR	46,361.15	31,365.83	48,689.43	0.00	(48,689.43)	-100.00%
APR	48,513.92	33,007.69	54,820.92	0.00	(54,820.92)	-100.00%
MAY	49,524.61	35,743.53	60,591.02	0.00	(60,591.02)	-100.00%
JUN	57,972.06	45,037.38	69,753.30	0.00	(69,753.30)	-100.00%
JUL	23,664.41	55,852.60	84,287.93	0.00	(84,287.93)	-100.00%
AUG	53,314.04	41,850.31	82,018.69	0.00	(82,018.69)	-100.00%
SEP	57,426.65	49,120.89	77,340.37	0.00	(77,340.37)	-100.00%
OCT	47,693.56	46,677.09	74,247.79	0.00	(74,247.79)	-100.00%
NOV	70,670.38	31,892.83	57,785.64	0.00	(57,785.64)	-100.00%
DEC	71,429.22	64,816.23	134,494.90	0.00	(134,494.90)	-100.00%
TOTAL	607,338.25	505,886.07	843,573.11	62,377.16		




MONTH OF SALES	CITY OF CRAIG 1.25% SALES TAX				INCREASE/ (DECREASE) 2020/2019	% CHANGE RECEIVED 2020/2019
	2017 ACTUAL	2018 ACTUAL	2019 ACTUAL	2020 ACTUAL		
JAN	151,002.44	134,640.60	178,206.38	186,780.53	8,574.15	4.81%
FEB	140,499.50	156,022.50	180,291.46	0.00	(180,291.46)	-100.00%
MAR	163,064.92	176,927.63	182,571.16	0.00	(182,571.16)	-100.00%
APR	177,046.43	177,638.02	188,316.09	0.00	(188,316.09)	-100.00%
MAY	183,352.20	538,037.89	204,012.29	0.00	(204,012.29)	-100.00%
JUN	189,666.62	199,218.97	218,909.47	0.00	(218,909.47)	-100.00%
JUL	203,399.78	197,185.00	217,692.57	0.00	(217,692.57)	-100.00%
AUG	204,223.23	201,507.00	226,455.25	0.00	(226,455.25)	-100.00%
SEP	183,524.37	203,006.40	213,263.20	0.00	(213,263.20)	-100.00%
OCT	196,225.38	218,969.61	249,290.07	0.00	(249,290.07)	-100.00%
NOV	198,733.38	207,581.28	227,334.17	0.00	(227,334.17)	-100.00%
DEC	205,023.33	216,092.62	246,586.66	0.00	(246,586.66)	-100.00%
TOTAL	2,195,761.58	2,626,827.52	2,532,928.77	186,780.53		



MONTH OF SALES	TOWN OF DINOSAUR 1.25% SALES TAX				INCREASE/ (DECREASE) 2020/2019	% CHANGE RECEIVED 2020/2019
	2017 ACTUAL	2018 ACTUAL	2019 ACTUAL	2020 ACTUAL		
JAN	2,245.93	2,187.70	8,481.35	11,679.50	3,198.15	37.71%
FEB	2,054.47	2,460.21	11,261.77	0.00	(11,261.77)	-100.00%
MAR	2,257.79	2,710.78	11,015.52	0.00	(11,015.52)	-100.00%
APR	2,397.49	4,285.17	10,396.31	0.00	(10,396.31)	-100.00%
MAY	2,740.97	2,758.91	11,859.70	0.00	(11,859.70)	-100.00%
JUN	3,462.04	10,530.28	13,428.16	0.00	(13,428.16)	-100.00%
JUL	3,102.48	3,045.69	14,044.01	0.00	(14,044.01)	-100.00%
AUG	3,005.32	8,363.52	15,122.66	0.00	(15,122.66)	-100.00%
SEP	2,262.13	10,545.17	16,022.07	0.00	(16,022.07)	-100.00%
OCT	3,473.30	9,597.81	14,309.47	0.00	(14,309.47)	-100.00%
NOV	3,084.34	8,617.66	14,453.23	0.00	(14,453.23)	-100.00%
DEC	2,963.78	11,154.19	8,079.79	0.00	(8,079.79)	-100.00%
TOTAL	33,050.04	76,257.09	148,474.04	11,679.50		



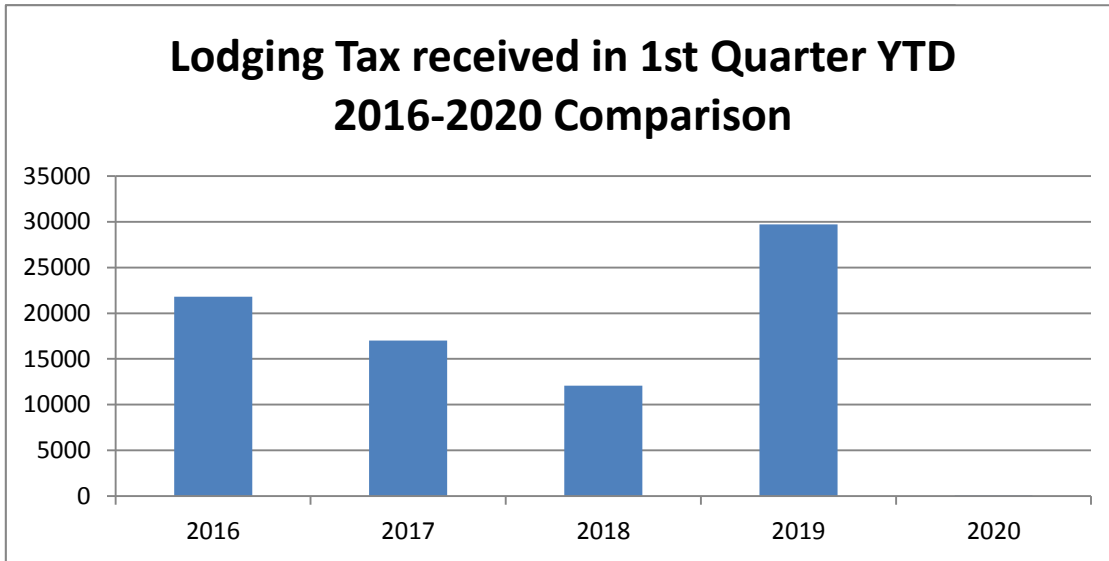
MONTH OF SALES	COUNTY SALES TAX FOR ALL ENTITIES				INCREASE/ (DECREASE) 2020/2019	% CHANGE RECEIVED 2020/2019
	2017 ACTUAL	2018 ACTUAL	2019 ACTUAL	2020 ACTUAL		
JAN	188,340.28	175,039.02	224,161.35	260,837.19	36,675.84	16.36%
FEB	188,230.31	190,793.68	253,622.73	0.00	(253,622.73)	-100.00%
MAR	211,683.86	211,004.24	242,276.11	0.00	(242,276.11)	-100.00%
APR	227,957.84	214,930.88	253,533.32	0.00	(253,533.32)	-100.00%
MAY	235,617.78	576,540.33	276,463.01	0.00	(276,463.01)	-100.00%
JUN	251,100.72	254,786.63	302,090.93	0.00	(302,090.93)	-100.00%
JUL	230,166.67	256,083.29	316,024.51	0.00	(316,024.51)	-100.00%
AUG	260,542.59	251,720.83	323,596.60	0.00	(323,596.60)	-100.00%
SEP	243,213.15	262,672.46	306,625.64	0.00	(306,625.64)	-100.00%
OCT	247,392.24	275,244.51	337,847.33	0.00	(337,847.33)	-100.00%
NOV	272,488.10	248,091.77	299,573.04	0.00	(299,573.04)	-100.00%
DEC	279,416.33	292,063.04	389,161.35	0.00	(389,161.35)	-100.00%
TOTAL	2,836,149.87	3,208,970.68	3,524,975.92	260,837.19		



**MOFFAT COUNTY 1.9% LODGING TAX**

	2016	2017	2018	2019	2020	Average 2016-2019	Increase/ (Decrease) 2020/2019	% Change Received 2020/2019
1ST	21,820.41	17,005.78	12,063.47	29,718.25	73.66	16,136.31	(29,644.59)	-99.75%
2ND	35,768.51	33,643.70	43,728.39	34,098.68		36,809.82	(34,098.68)	-100.00%
3RD	40,620.24	42,048.78	44,742.00	34,471.50		40,470.63	(34,471.50)	-100.00%
4TH	50,871.93	45,869.22	31,828.80	31,280.45		39,962.60	(31,280.45)	-100.00%
<b>TOTAL</b>	<b>149,081.09</b>	<b>138,567.48</b>	<b>132,362.66</b>	<b>129,568.88</b>	<b>73.66</b>	<b>137,395.03</b>		

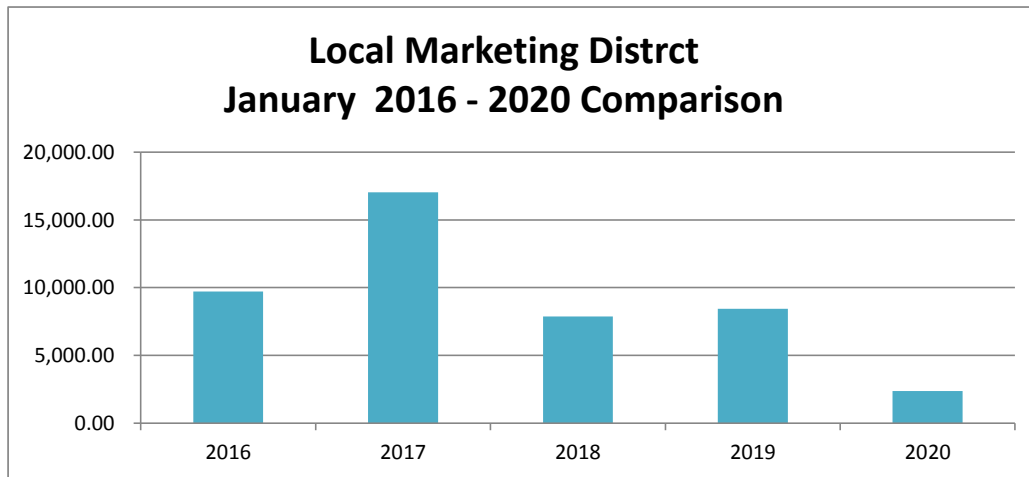
Lodging Tax is due quarterly. Revenues received between quarters may be from delayed filers.



**MOFFAT COUNTY LOCAL MARKETING DISTRICT 4% TAX**

Month	2016	2017	2018	2019	2020	Average 2016-2020	Increase/ (Decrease) 2020/2019	% Change Received 2020/2019
January	9,713.90	17,036.41	7,871.94	8,445.90	2,364.82	9,086.59	(6,081.08)	-72.00%
February	12,431.95	11,038.02	15,975.53	22,991.41		15,609.23	(22,991.41)	-100.00%
March	50.02	15,340.13	6,058.30	33,896.86		13,836.33	(33,896.86)	-100.00%
April	25,482.56	20,859.00	19,475.21	10,930.99		19,186.94	(10,930.99)	-100.00%
May	16,884.76	24,562.65	20,125.56	9,616.51		17,797.37	(9,616.51)	-100.00%
June	22,505.48	20,794.78	39,406.21	43,282.13		31,497.15	(43,282.13)	-100.00%
July	35,394.03	36,249.83	26,049.30	19,276.95		29,242.53	(19,276.95)	-100.00%
August	26,610.60	26,988.32	16,319.82	14,718.49		21,159.31	(14,718.49)	-100.00%
September	33,128.23	27,325.68	45,047.46	47,728.16		38,307.38	(47,728.16)	-100.00%
October	30,163.92	18,523.12	18,799.83	13,497.83		20,246.18	(13,497.83)	-100.00%
November	25,824.80	51,345.91	22,019.60	31,890.07		32,770.10	(31,890.07)	-100.00%
December	15,601.09	40,160.39	14,175.31	48,047.41		29,496.05	(48,047.41)	-100.00%
<b>TOTAL</b>	<b>253,791.34</b>	<b>310,224.24</b>	<b>251,324.07</b>	<b>304,322.71</b>	<b>2,364.82</b>	<b>278,235.15</b>		

Local Marketing District Tax is due within the same frequency as a businesses sales tax.





## SALES TAX COMPARISON

		January		February		March	
		2019	2020	2019	2020	2019	2020
Miscellaneous		\$ -	\$ -				
Agriculture, Forestry, Fishing and Hunting	11	\$ 242.96	\$ 345.60				
Mining, Quarrying and Oil and Gas Extraction	21	\$ 3,633.83	\$ 3,823.01				
Utilities	22	\$ 13,340.90	\$ 14,959.78				
Construction	23	\$ 5,226.04	\$ 3,145.96				
Manufacturing	31-33	\$ 7,265.39	\$ 11,470.72				
Wholesale Trade	42	\$ 26,319.77	\$ 34,438.31				
Retail Trade	44-45	\$ 123,106.25	\$ 155,512.71				
Transportation and Warehousing	48-49	\$ 785.31	\$ 398.12				
Information	51	\$ 8,120.44	\$ 7,278.21				
Finance and Insurance	52	\$ 149.72	\$ 256.70				
Real Estate and Rental and Leasing	53	\$ 7,916.73	\$ 5,305.89				
Professional, Scientific and Technical Services	54	\$ 2,958.19	\$ 1,994.25				
Management of Companies and Enterprises	55	\$ -	\$ -				
Admin. Support and Waste Mgmt. and Remediation Svcs.	56	\$ 168.69	\$ 409.71				
Educational Services	61	\$ 412.46	\$ 50.83				
Health Care and Social Assistance	62	\$ 356.06	\$ 311.92				
Arts, Entertainment and Recreation	71	\$ 915.46	\$ 1,220.36				
Accommodation and Food Services	72	\$ 15,999.79	\$ 16,408.67				
Other Services (except Public Administration)	81	\$ 7,243.36	\$ 3,506.44				
Public Administration	92	\$ -	\$ -				
<b>Total Month</b>		<b>\$ 224,161.35</b>	<b>\$ 260,837.19</b>				
<b>TOTAL YEAR</b>							
<b>2019</b>		<b>\$ 224,161.35</b>					
<b>2020</b>		<b>\$ 260,837.19</b>					