

April 2020

MOFFAT COUNTY



FINANCIAL REPORTS

| Account Number | 2020 Adjusted Budget | April Expenditures | YTD Expenditures | YTD Encumbrances | Current Balance | Percent Used |
|---|-----------------------------|---------------------------|-------------------------|-------------------------|------------------------|---------------------|
| 01 GENERAL | | | | | | |
| 01-0100 COMMISSIONERS | 532,741.17 | 33,134.94 | 164,156.79 | 54,168.37 | 314,416.01 | 40.98 |
| 01-0300 CLERK & RECORDER | 566,703.00 | 52,036.72 | 167,242.80 | 2,689.87 | 396,770.33 | 29.99 |
| 01-0400 ELECTIONS | 122,580.91 | 3,293.58 | 53,188.45 | - | 69,392.46 | 43.39 |
| 01-0500 TREASURER | 415,991.00 | 31,828.92 | 115,463.72 | 102.56 | 300,424.72 | 27.78 |
| 01-0501 PUBLIC TRUSTEE | 18,382.00 | 1,119.62 | 5,084.93 | 470.59 | 12,826.48 | 30.22 |
| 01-0600 ASSESSOR | 467,629.00 | 34,789.91 | 132,111.77 | 2,745.00 | 332,772.23 | 28.84 |
| 01-0700 GROUNDS & BUILDING | 859,909.00 | 91,137.25 | 244,564.71 | 2,880.00 | 612,464.29 | 28.78 |
| 01-1000 FINANCE | 292,157.00 | 23,351.05 | 86,054.40 | 34.03 | 206,068.57 | 29.47 |
| 01-1201 LAND USE | 180,875.00 | 11,902.48 | 51,821.61 | - | 129,053.39 | 28.65 |
| 01-1300 COMMUNICATIONS | 33,518.00 | 1,661.07 | 4,561.24 | - | 28,956.76 | 13.61 |
| 01-1400 HUMAN RESOURCE | 434,639.60 | 20,555.11 | 213,692.78 | 82.60 | 220,864.22 | 49.18 |
| 01-1500 DISTRICT ATTORNEY | 398,389.00 | 33,199.08 | 132,796.32 | 265,592.68 | - | 100.00 |
| 01-1600 INFORMATION SYSTEMS | 508,912.00 | 42,884.71 | 205,509.85 | 59,197.92 | 244,204.23 | 52.01 |
| 01-1700 ATTORNEY | 245,392.00 | 16,541.59 | 64,956.17 | 100.00 | 180,335.83 | 26.51 |
| 01-1801 DEVELOPMENT SERVICES | 221,252.00 | 13,222.17 | 51,289.71 | 66.71 | 169,895.58 | 23.21 |
| 01-1900 SURVEYOR | 33,527.00 | 2,747.04 | 10,475.07 | - | 23,051.93 | 31.24 |
| 01-2000 SHERIFF | 1,954,537.02 | 134,404.98 | 538,424.35 | 56,087.30 | 1,360,025.37 | 30.42 |
| 01-2200 CORONER | 133,931.00 | 9,451.10 | 30,163.12 | - | 103,767.88 | 22.52 |
| 01-2300 EMERGENCY MANAGEMENT | 104,313.00 | 8,230.83 | 8,542.10 | - | 95,770.90 | 8.19 |
| 01-2301 EMERGENCY MANAGEMENT AMBULANCE | 42,700.00 | 127.59 | 726.22 | - | 41,973.78 | 1.70 |
| 01-2400 FIRE CONTROL | 113,546.00 | 418.59 | 2,895.30 | 357.00 | 110,293.70 | 2.86 |
| 01-2800 HAMILTON HALL | 6,667.00 | 652.10 | 1,095.76 | - | 5,571.24 | 16.44 |
| 01-3000 MAYBELL | 77,055.10 | 1,799.91 | 6,523.13 | 585.00 | 69,946.97 | 9.22 |
| 01-3100 MAYBELL AMBULANCE | 69,335.70 | 2,449.55 | 9,454.57 | 84.71 | 59,796.42 | 13.76 |
| 01-3200 MAYBELL FIRE | 46,479.27 | 800.77 | 4,196.44 | - | 42,282.83 | 9.03 |
| 01-3300 PEST MANAGEMENT | 364,841.00 | 7,075.68 | 35,798.89 | 41,889.18 | 287,152.93 | 21.29 |
| 01-3900 COUNTY FAIR | 97,233.00 | - | 6,255.25 | 4,995.00 | 85,982.75 | 11.57 |
| 01-4000 EXTENSION | 95,829.25 | 12,521.45 | 39,867.71 | 423.08 | 55,538.46 | 42.04 |
| 01-4200 FAIRGROUNDS | 337,994.00 | 17,316.42 | 68,301.52 | 50,733.92 | 218,958.56 | 35.22 |
| 01-4500 VETERANS OFFICER | 26,697.00 | 1,773.03 | 6,705.95 | 1,823.76 | 18,167.29 | 31.95 |
| 01-4600 CEMETERY | 158,983.00 | 23,088.57 | 42,050.73 | 1,334.08 | 115,598.19 | 27.29 |
| 01-4701 YOUTH SERVICES-C.I.T. | 214,839.00 | 14,081.40 | 52,519.62 | 455.00 | 161,864.38 | 24.66 |
| 01-4900 PARKS & REC | 223,752.29 | 10,468.17 | 54,308.89 | - | 169,443.40 | 24.27 |
| 01-4902 SHERMAN YOUTH CAMP | 19,571.00 | - | - | - | 19,571.00 | - |
| 01-5106 TRANSFER TO/FROM AIRPORT | 47,687.00 | - | - | - | 47,687.00 | - |
| 01-5112 TRANSFERIN/OUT LIBRARY | 345,857.00 | - | 345,857.00 | - | - | 100.00 |
| 01-5113 TRANSER IN/OUT HEALTH & WELFARE | 230,000.00 | - | - | - | 230,000.00 | - |
| 01-5115 SENIOR CITIZENS | 147,855.00 | - | 147,855.00 | - | - | 100.00 |
| 01-5121 TRANSFER TO/FROM PSC JAIL | 1,714,321.00 | - | 857,161.00 | - | 857,160.00 | 50.00 |
| 01-5300 OTHER ADMINISTRATION | 1,534,810.00 | 106,152.56 | 282,263.87 | - | 1,252,546.13 | 18.39 |
| 01-5400 CONTRIBUTIONS | 40,000.00 | 20,600.00 | 31,900.00 | 8,100.00 | - | 100.00 |
| 01-5500 COMMUNITY SAFETY | 60,500.00 | - | 31,502.00 | 28,998.00 | - | 100.00 |
| GENERAL | 13,541,931.31 | 784,817.94 | 4,307,338.74 | 583,996.36 | 8,650,596.21 | 36.12 |

APRIL 2020

| Account Number | 2020 Adjusted Budget | April Expenditures | YTD Expenditures | YTD Encumbrances | Current Balance | Percent Used |
|--------------------------------------|-----------------------------|---------------------------|-------------------------|-------------------------|------------------------|---------------------|
| 02 ROAD & BRIDGE | | | | | | |
| 02-0100 ROAD & BRIDGE MAINT ROAD | 4,272,033.50 | 270,462.35 | 1,010,991.24 | 12,183.53 | 3,248,858.73 | 23.95 |
| 02-0200 ROAD & BRIDGE MAINT EQUIP | 1,626,168.00 | 98,603.88 | 466,637.67 | 195,433.01 | 964,097.32 | 40.71 |
| 02-0300 ROAD & BRIDGE CAPITAL OUTLAY | 1,621,026.59 | 500.00 | 543,020.59 | 3,500.00 | 1,074,506.00 | 33.71 |
| 02-0400 ROAD & BRIDGE ADMINISTRATION | 406,295.00 | 21,634.14 | 211,324.20 | 2,720.23 | 192,250.57 | 52.68 |
| 02-0500 ROAD & BRIDGE TRANSFERS | 40,000.00 | 2,798.54 | 11,525.56 | - | 28,474.44 | 28.81 |
| 02-0600 CAPITAL PROJECTS | 280,000.00 | - | - | 1,163.30 | 278,836.70 | 0.42 |
| 02-1500 ROAD & BRIDGE COUNTY OTHER | 95,800.00 | 1,591.59 | 18,437.67 | 27,617.79 | 49,744.54 | 48.07 |
| ROAD & BRIDGE | 8,341,323.09 | 395,590.50 | 2,261,936.93 | 242,617.86 | 5,836,768.30 | 30.03 |
| 04 LANDFILL | | | | | | |
| 04-1000 LANDFILL | 656,020.00 | 45,270.65 | 170,178.82 | 58,795.75 | 427,045.43 | 34.90 |
| LANDFILL | 656,020.00 | 45,270.65 | 170,178.82 | 58,795.75 | 427,045.43 | 34.90 |
| 06 AIRPORT | | | | | | |
| 06-0100 AIRPORT | 95,374.00 | 25,551.55 | 55,028.78 | 2,257.66 | 38,087.56 | 60.07 |
| AIRPORT | 95,374.00 | 25,551.55 | 55,028.78 | 2,257.66 | 38,087.56 | 60.07 |
| 07 EMERGENCY-911 | | | | | | |
| 07-0100 EMERGENCY 911 | 192,500.00 | 959.16 | 2,096.05 | 990.00 | 189,413.95 | 1.60 |
| EMERGENCY-911 | 192,500.00 | 959.16 | 2,096.05 | 990.00 | 189,413.95 | 1.60 |
| 08 CAPITAL PROJECTS | | | | | | |
| 08-0100 CAPITAL PROJECTS | 1,615,998.00 | 44.88 | 1,697.86 | 8,700.00 | 1,605,600.14 | 0.64 |
| CAPITAL PROJECTS | 1,615,998.00 | 44.88 | 1,697.86 | 8,700.00 | 1,605,600.14 | 0.64 |
| 11 CONSERVATION TRUST | | | | | | |
| 11-0100 CONSERVATION TRUST | 168,450.00 | 0.98 | 102.44 | - | 168,347.56 | 0.06 |
| CONSERVATION TRUST | 168,450.00 | 0.98 | 102.44 | - | 168,347.56 | 0.06 |
| 12 LIBRARY FUND | | | | | | |
| 12-0100 MOFFAT COUNTY/CRAIG | 347,329.00 | 20,503.73 | 92,484.91 | 432.52 | 254,411.57 | 26.75 |
| 12-5300 ALLOTMENTS MISCELLANEOUS | 300.00 | 9.06 | 97.73 | - | 202.27 | 32.58 |
| LIBRARY FUND | 347,629.00 | 20,512.79 | 92,582.64 | 432.52 | 254,613.84 | 26.76 |
| 13 MAYBELL SANITATION | | | | | | |
| 13-0100 MAYBELL SANITATION | 36,535.00 | 1,222.85 | 4,553.90 | - | 31,981.10 | 12.46 |
| MAYBELL SANITATION | 36,535.00 | 1,222.85 | 4,553.90 | - | 31,981.10 | 12.46 |
| 14 HEALTH & WELFARE | | | | | | |
| 14-0100 HEALTH & WELFARE TRUST | 3,984,783.00 | 147,462.21 | 581,688.62 | 144.63 | 3,402,949.75 | 14.60 |
| HEALTH & WELFARE | 3,984,783.00 | 147,462.21 | 581,688.62 | 144.63 | 3,402,949.75 | 14.60 |

APRIL 2020

| Account Number | 2020 Adjusted Budget | April Expenditures | YTD Expenditures | YTD Encumbrances | Current Balance | Percent Used |
|--|-----------------------------|---------------------------|-------------------------|-------------------------|------------------------|---------------------|
| 15 SENIOR CITIZENS | | | | | | |
| 15-0100 SENIOR CITIZENS - ADMIN | 16,580.00 | 1,219.60 | 4,723.76 | - | 11,856.24 | 28.49 |
| 15-0200 SENIOR CITIZENS - BUS | 95,483.00 | 4,827.97 | 20,454.74 | 84.80 | 74,943.46 | 21.51 |
| 15-0300 SENIOR CITIZENS - MEAL PROGRAM | 129,811.00 | 9,065.52 | 32,997.64 | 8,449.74 | 88,363.62 | 31.93 |
| SENIOR CITIZENS | 241,874.00 | 15,113.09 | 58,176.14 | 8,534.54 | 175,163.32 | 27.58 |
| 16 INTERNAL SERVICE FUND | | | | | | |
| 16-0100 CENTRAL DUPLICATING | 12,100.00 | 897.06 | 4,294.28 | - | 7,805.72 | 35.49 |
| INTERNAL SERVICE FUND | 12,100.00 | 897.06 | 4,294.28 | - | 7,805.72 | 35.49 |
| 17 LEASE PURCHASE | | | | | | |
| 17-0100 DEBT SERVICE FUND | 736,025.00 | - | 2,000.00 | - | 734,025.00 | 0.27 |
| LEASE PURCHASE | 736,025.00 | - | 2,000.00 | - | 734,025.00 | 0.27 |
| 18 TELECOMMUNICATION SERVICES | | | | | | |
| 18-0100 PUBLIC SAFETY CENTER | 26,720.00 | 1,726.67 | 11,254.55 | - | 15,465.45 | 42.12 |
| TELECOMMUNICATION SERVICES | 26,720.00 | 1,726.67 | 11,254.55 | - | 15,465.45 | 42.12 |
| 19 MO CO TOURISM ASSOC | | | | | | |
| 19-0100 MO CO TOURISM ASSOCIATION | 167,913.00 | 12,748.34 | 56,060.61 | 3,637.50 | 108,214.89 | 35.55 |
| MO CO TOURISM ASSOC | 167,913.00 | 12,748.34 | 56,060.61 | 3,637.50 | 108,214.89 | 35.55 |
| 21 PSC-JAIL | | | | | | |
| 21-0100 JAIL FUND | 2,254,028.68 | 163,105.77 | 607,149.91 | 112,492.28 | 1,534,386.49 | 31.93 |
| 21-0700 GROUNDS & BUILDING | 480,002.00 | 14,661.75 | 120,088.05 | 43,677.00 | 316,236.95 | 34.12 |
| 21-5117 TRANSFER OUT/IN DEBT SERVICE | 733,025.00 | - | 2,000.00 | - | 731,025.00 | 0.27 |
| PSC-JAIL | 3,467,055.68 | 177,767.52 | 729,237.96 | 156,169.28 | 2,581,648.44 | 25.54 |
| 22 HUMAN SERVICES | | | | | | |
| 22-0905 MEDICAID TRANSPORTATION | 58,000.00 | 647.65 | 14,365.09 | 10,525.70 | 33,109.21 | 42.92 |
| 22-1298 IVE WAIVER FAMILY ENGAGEMENT | 8,317.00 | - | - | - | 8,317.00 | - |
| 22-1505 CW EDUCATION STABILITY | 7,211.00 | - | - | - | 7,211.00 | - |
| 22-1545 CASEY FOUNDATION | 500.00 | - | - | - | 500.00 | - |
| 22-1845 MENTAL HEALTH & SUB ABUSE | 80,000.00 | 7,132.50 | 22,220.00 | - | 57,780.00 | 27.78 |
| 22-1888 CORE SERVICES | 84,733.00 | 2,564.97 | 14,943.26 | 10.78 | 69,778.96 | 17.65 |
| 22-2300 CHILD CARE | 252,814.00 | 24,525.93 | 55,706.08 | 13.14 | 197,094.78 | 22.04 |
| 22-2685 COLORADO COMMUNITY RESPONSE | 66,361.00 | 4,977.77 | 15,778.00 | 869.86 | 49,713.14 | 25.09 |
| 22-3200 CHILD WELFARE | 1,825,362.00 | 134,046.03 | 562,102.07 | 9,695.12 | 1,253,564.81 | 31.33 |
| 22-4050 OAP | 132,000.00 | 13,439.67 | 57,871.85 | - | 74,128.15 | 43.84 |
| 22-4200 COLORADO WORKS | 418,597.00 | 23,128.01 | 96,488.11 | 9,780.00 | 312,328.89 | 25.39 |
| 22-4875 AND | 46,445.00 | 3,327.53 | 14,649.81 | 434.00 | 31,361.19 | 32.48 |
| 22-5000 LEAP | 173,245.00 | 5,622.08 | 103,396.16 | 300.00 | 69,548.84 | 59.86 |
| 22-5400 HS CONNECT | 18,740.00 | - | 115.37 | 5,884.63 | 12,740.00 | 32.02 |
| 22-6000 FOOD STAMPS | 2,102,000.00 | 356,870.14 | 779,970.28 | - | 1,322,029.72 | 37.11 |

APRIL 2020

| Account Number | 2020 Adjusted Budget | April Expenditures | YTD Expenditures | YTD Encumbrances | Current Balance | Percent Used |
|--|-----------------------------|---------------------------|-------------------------|-------------------------|------------------------|---------------------|
| 22-6155 EMPLOYMENT 1ST | 56,399.00 | 1,805.48 | 4,127.79 | 12,499.97 | 39,771.24 | 29.48 |
| 22-6200 WORKFARE | - | - | 0.13 | - | (0.13) | - |
| 22-6900 COLORADO REFUGEE & IMMIGRATION | 200.00 | - | - | - | 200.00 | - |
| 22-7000 REG ADMIN | 667,075.00 | 51,768.47 | 224,677.06 | 4,991.76 | 437,406.18 | 34.43 |
| 22-8000 CHILD SUPPORT | 255,063.00 | 11,804.22 | 52,250.00 | 1,038.13 | 201,774.87 | 20.89 |
| 22-8020 IVD FEDERAL INCENTIVES | - | - | 4,649.92 | - | -4,649.92 | - |
| 22-8030 IVD STATE INCENTIVES | - | 6,524.91 | 1,359.30 | - | -1,359.30 | - |
| 22-8500 AFDC RTND - CO PORTION OF COLLECTION | (35,000.00) | (1,228.92) | (13,260.07) | - | (21,739.93) | 37.89 |
| 22-9900 GA/WG | 4,000.00 | - | 232.56 | - | 3,767.44 | 5.81 |
| HUMAN SERVICES | 6,222,062.00 | 646,956.44 | 2,011,642.77 | 56,043.09 | 4,154,376.14 | 33.23 |
| 25 PUBLIC HEALTH | | | | | | |
| 25-0100 PUBLIC HEALTH | 164,999.00 | 3.13 | 4,963.23 | 1,507.65 | 158,528.12 | 3.92 |
| 25-0200 LOCAL EMERGENCY PREPAREDNESS | 21,730.00 | - | 1,236.99 | 2,571.55 | 17,921.46 | 17.53 |
| 25-0201 LPHA EPR COVID 19 | - | 7,029.67 | 9,939.09 | 2,143.19 | (12,082.28) | - |
| 25-0300 LOCAL PLANNING | 35,576.00 | - | 10,576.16 | 3,957.74 | 21,042.10 | 40.85 |
| 25-0301 MATERNAL CHILD HEALTH | 15,180.00 | - | - | 718.96 | 14,461.04 | 4.74 |
| 25-0302 CHILD FATALITY | 2,000.00 | - | 961.44 | 493.72 | 544.84 | 72.76 |
| 25-0400 IMMUNIZATIONS | 25,314.00 | - | 10,030.56 | 52.19 | 15,231.25 | 39.83 |
| PUBLIC HEALTH | 264,799.00 | 7,032.80 | 37,707.47 | 11,445.00 | 215,646.53 | 18.56 |
| 27 SUNSET MEADOWS 1 | | | | | | |
| 27-0101 ADMINISTRATION | 119,887.00 | 14,682.21 | 40,536.08 | 584.88 | 78,766.04 | 34.30 |
| 27-0102 UTILITIES | 69,880.00 | 6,344.74 | 21,076.93 | - | 48,803.07 | 30.16 |
| 27-0103 OPERATING & MAINTENANCE | 116,329.00 | 23,438.46 | 38,405.04 | 793.13 | 77,130.83 | 33.70 |
| 27-0104 FINANCIAL | 38,945.00 | - | - | - | 38,945.00 | - |
| SUNSET MEADOWS 1 | 345,041.00 | 44,465.41 | 100,018.05 | 1,378.01 | 243,644.94 | 29.39 |
| 28 SUNSET MEADOWS II | | | | | | |
| 28-0101 ADMINISTRATION | 113,982.00 | 17,460.22 | 40,110.48 | 442.36 | 73,429.16 | 35.58 |
| 28-0102 UTILITIES | 67,675.00 | 5,827.10 | 18,844.71 | - | 48,830.29 | 27.85 |
| 28-0103 OPERATING & MAINTENANCE | 287,430.00 | 40,110.00 | 60,786.37 | 1,471.14 | 225,172.49 | 21.66 |
| 28-0104 FINANCIAL | 107,036.00 | 4,153.00 | 10,612.41 | 12,712.03 | 83,711.56 | 21.79 |
| SUNSET MEADOWS II | 576,123.00 | 67,550.32 | 130,353.97 | 14,625.53 | 431,143.50 | 25.16 |
| 29 MUSEUM | | | | | | |
| 29-0100 MUSEUM | 312,219.00 | 170.11 | 163,391.74 | 0.02 | 148,827.24 | 52.33 |
| MUSEUM | 312,219.00 | 170.11 | 163,391.74 | 0.02 | 148,827.24 | 52.33 |

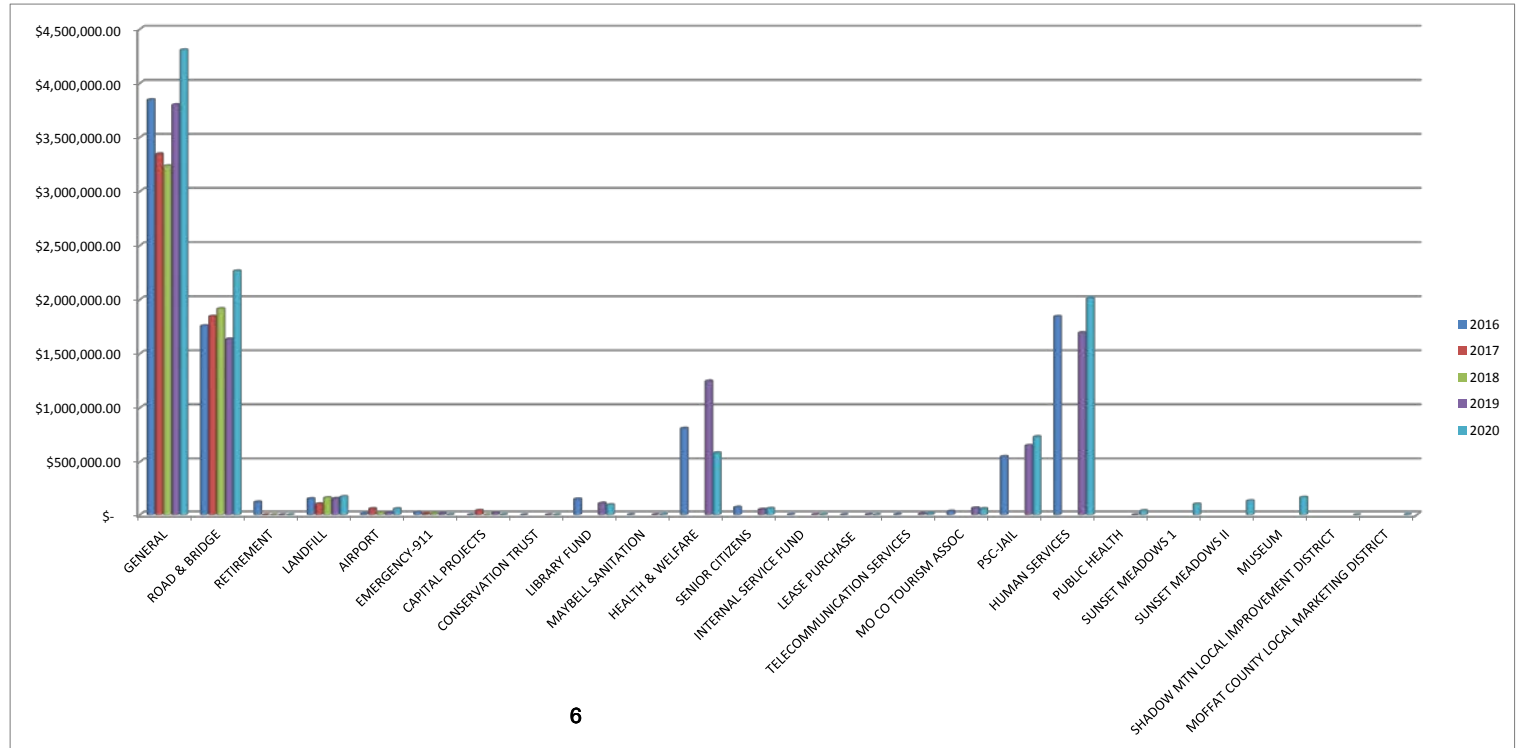
APRIL 2020

| Account Number | 2020 Adjusted Budget | April Expenditures | YTD Expenditures | YTD Encumbrances | Current Balance | Percent Used |
|---|-----------------------------|---------------------------|-------------------------|-------------------------|------------------------|---------------------|
| 30 SHADOW MTN LID | | | | | | |
| 30-0100 SHADOW MTN LOCAL IMPROVEMENT DISTRICT | 51,675.00 | 39.00 | 52.00 | - | 51,623.00 | 0.10 |
| SHADOW MTN LOCAL IMPROVEMENT DISTRICT | 51,675.00 | 39.00 | 52.00 | - | 51,623.00 | 0.10 |
| MOFFAT COUNTY LOCAL MARKETING DISTRICT | | | | | | |
| 02-0000 OPERATING GROUP BUDGET | 500,000.00 | 2,474.06 | 4,297.18 | 17,451.21 | 478,251.61 | 4.35 |
| Total MOFFAT COUNTY LOCAL MARKETING DISTRICT | 500,000.00 | 2,474.06 | 4,297.18 | 17,451.21 | 478,251.61 | 4.35 |
| Grand Total | 41,904,150.08 | 2,398,374.33 | 10,785,691.50 | 1,167,218.96 | 29,951,239.62 | 28.52 |

EXPENDITURES BY FUND

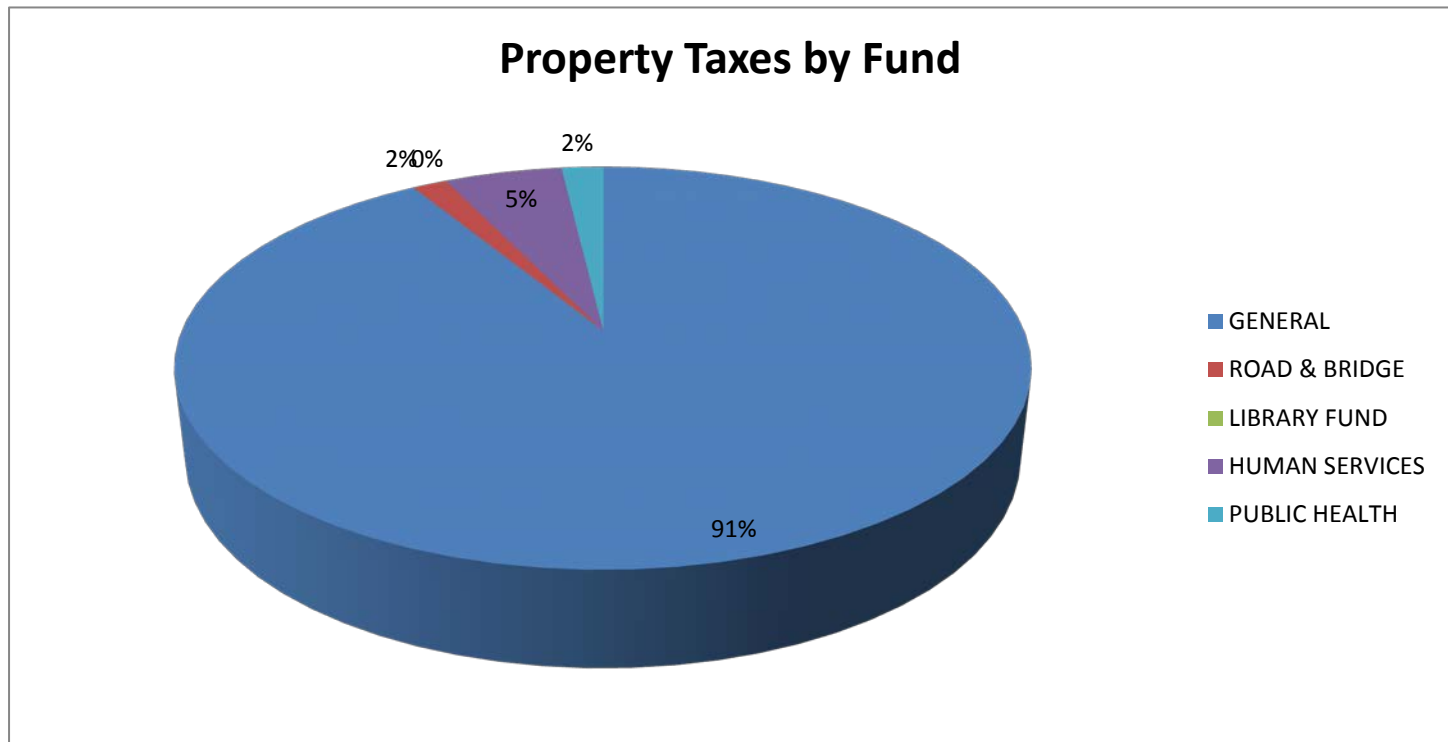
April Expense

| FUND | 2016 | 2017 | 2018 | 2019 | 2020 |
|--|------------------------|------------------------|------------------------|------------------------|-------------------------|
| | YTD EXP | YTD EXP | YTD EXP | YTD EXP | YTD EXP |
| GENERAL | \$ 3,845,698.31 | \$ 3,343,525.59 | \$ 3,233,868.89 | \$ 3,798,450.63 | \$ 4,307,338.74 |
| ROAD & BRIDGE | \$ 1,756,180.88 | \$ 1,842,818.44 | \$ 1,913,636.10 | \$ 1,632,190.32 | \$ 2,261,936.93 |
| RETIREMENT | \$ 118,644.82 | \$ - | \$ - | \$ - | \$ - |
| LANDFILL | \$ 149,957.03 | \$ 102,235.53 | \$ 158,595.34 | \$ 152,251.18 | \$ 170,178.82 |
| AIRPORT | \$ 10,536.39 | \$ 56,086.47 | \$ 18,769.25 | \$ 19,387.76 | \$ 55,028.78 |
| EMERGENCY-911 | \$ 24,217.28 | \$ 10,731.57 | \$ 11,365.38 | \$ 11,738.27 | \$ 2,096.05 |
| CAPITAL PROJECTS | \$ 588.58 | \$ 39,924.48 | \$ - | \$ 16,517.97 | \$ 1,697.86 |
| CONSERVATION TRUST | \$ 90.66 | \$ 185,860.79 | \$ 87.41 | \$ 151.30 | \$ 102.44 |
| LIBRARY FUND | \$ 146,360.05 | \$ 139,834.15 | \$ 116,751.38 | \$ 108,380.28 | \$ 92,582.64 |
| MAYBELL SANITATION | \$ 2,128.36 | \$ 6,723.15 | \$ 2,057.98 | \$ 2,230.17 | \$ 4,553.90 |
| HEALTH & WELFARE | \$ 807,757.38 | \$ 1,073,122.57 | \$ 1,210,538.29 | \$ 1,245,310.63 | \$ 581,688.62 |
| SENIOR CITIZENS | \$ 70,614.56 | \$ 78,937.36 | \$ 73,426.15 | \$ 48,918.07 | \$ 58,176.14 |
| INTERNAL SERVICE FUND | \$ 3,946.78 | \$ 4,232.67 | \$ 4,780.74 | \$ 3,969.68 | \$ 4,294.28 |
| LEASE PURCHASE | \$ 2,000.00 | \$ 2,000.00 | \$ - | \$ 4,250.00 | \$ 2,000.00 |
| TELECOMMUNICATION SERVICES | \$ 5,023.21 | \$ 7,193.21 | \$ 11,569.32 | \$ 8,801.76 | \$ 11,254.55 |
| MO CO TOURISM ASSOC | \$ 33,266.75 | \$ 44,187.34 | \$ 40,785.06 | \$ 63,143.13 | \$ 56,060.61 |
| PSC-JAIL | \$ 547,096.18 | \$ 632,723.34 | \$ 619,748.82 | \$ 648,681.74 | \$ 729,237.96 |
| HUMAN SERVICES | \$ 1,841,444.26 | \$ 1,816,713.84 | \$ 1,787,743.44 | \$ 1,693,284.52 | \$ 2,011,642.77 |
| PUBLIC HEALTH | \$ - | \$ - | \$ - | \$ - | \$ 37,707.47 |
| SUNSET MEADOWS 1 | \$ 108,768.71 | \$ 73,875.46 | \$ 78,363.31 | \$ 113,187.46 | \$ 100,018.05 |
| SUNSET MEADOWS II | \$ 109,744.07 | \$ 179,811.33 | \$ 175,705.12 | \$ 161,753.87 | \$ 130,353.97 |
| MUSEUM | \$ 119,229.11 | \$ 100,914.30 | \$ 85,848.34 | \$ 72,510.71 | \$ 163,391.74 |
| SHADOW MTN LOCAL IMPROVEMENT DISTRICT | \$ 37,952.11 | \$ 1,963.75 | \$ 65.00 | \$ 9,351.46 | \$ 52.00 |
| MOFFAT COUNTY LOCAL MARKETING DISTRICT | \$ - | \$ 30,164.30 | \$ 12,066.76 | \$ 7,738.29 | \$ 4,297.18 |
| TOTAL | \$ 9,741,245.48 | \$ 9,773,579.64 | \$ 9,555,772.08 | \$ 9,822,199.20 | \$ 10,785,691.50 |



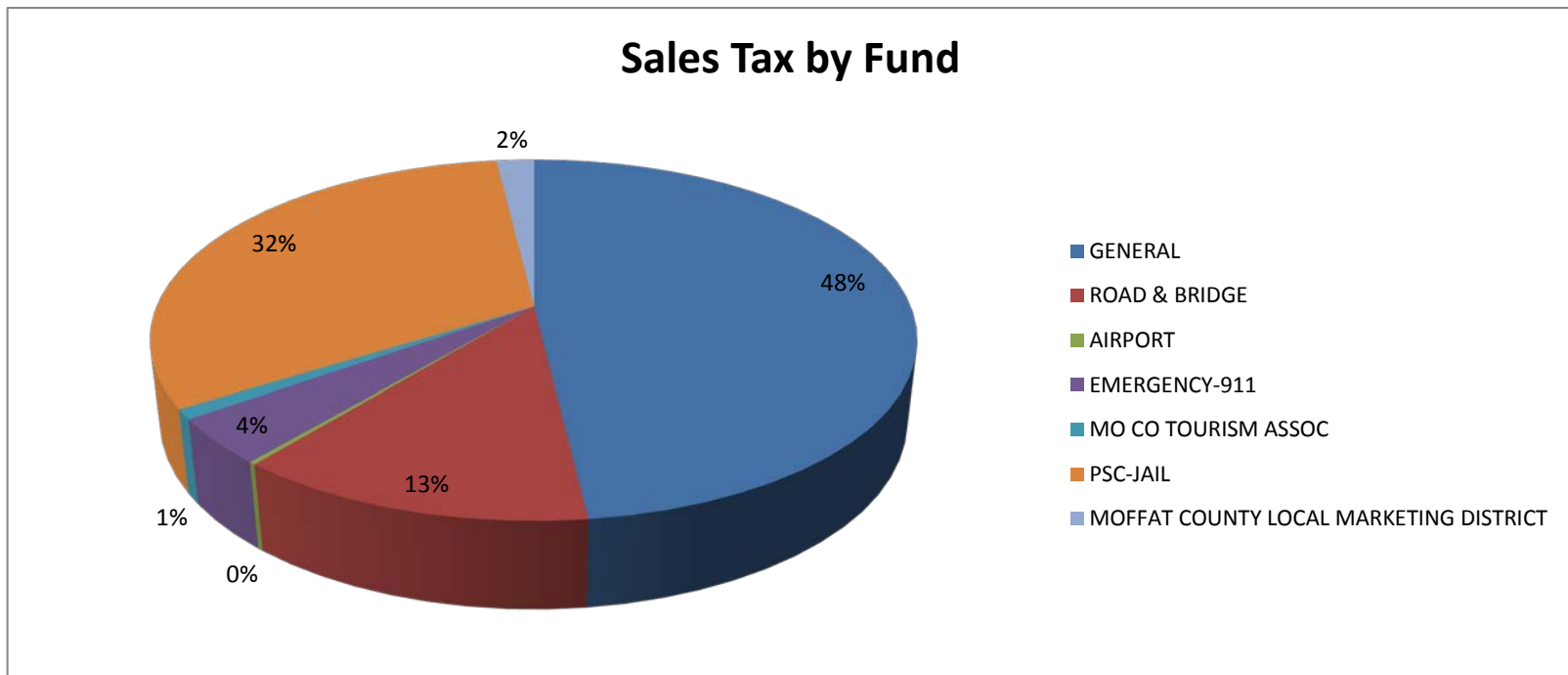
Property Taxes

| FUND | BEG BAL | YTD REV | % RCVD |
|----------------|------------------------|------------------------|---------------|
| GENERAL | \$ 8,008,277.00 | \$ 4,332,991.13 | 54.11% |
| ROAD & BRIDGE | \$ - | \$ 73,792.46 | 0.00% |
| LIBRARY FUND | \$ - | \$ 33.41 | 0.00% |
| HUMAN SERVICES | \$ 463,396.00 | \$ 252,256.74 | 54.44% |
| PUBLIC HEALTH | \$ 165,284.00 | \$ 89,476.52 | 54.14% |
| TOTAL | \$ 8,636,957.00 | \$ 4,748,550.26 | 54.98% |



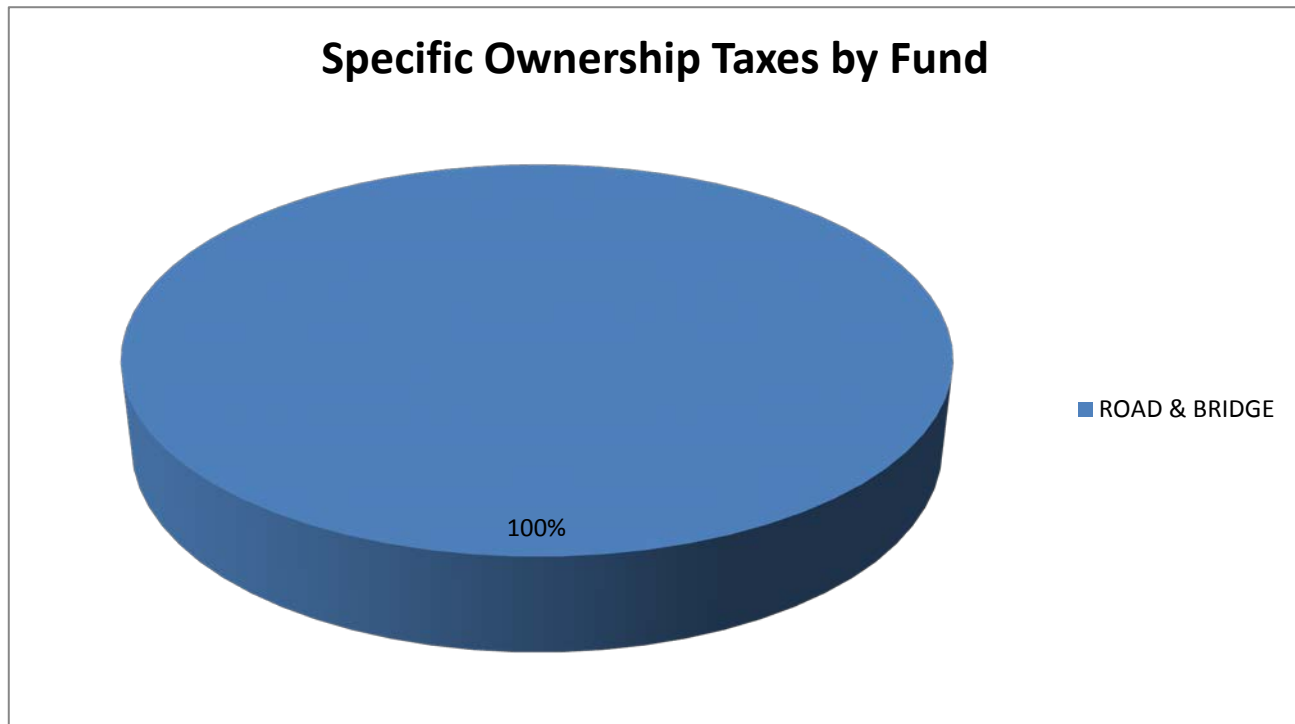
Sales Tax

| FUND | BEG BAL | YTD REV | % RCVD |
|--|------------------------|----------------------|---------------|
| GENERAL | \$ 1,492,456.00 | \$ 281,227.93 | 18.84% |
| ROAD & BRIDGE | \$ 440,000.00 | \$ 74,816.63 | 17.00% |
| AIRPORT | \$ 6,500.00 | \$ 1,389.26 | 21.37% |
| EMERGENCY-911 | \$ 100,000.00 | \$ 23,720.76 | 23.72% |
| MO CO TOURISM ASSOC | \$ 150,000.00 | \$ 5,113.40 | 3.41% |
| PSC-JAIL | \$ 1,049,388.00 | \$ 187,041.55 | 17.82% |
| MOFFAT COUNTY LOCAL MARKETING DISTRICT | \$ 250,000.00 | \$ 11,055.43 | 4.42% |
| TOTAL | \$ 3,488,344.00 | \$ 584,364.96 | 16.75% |



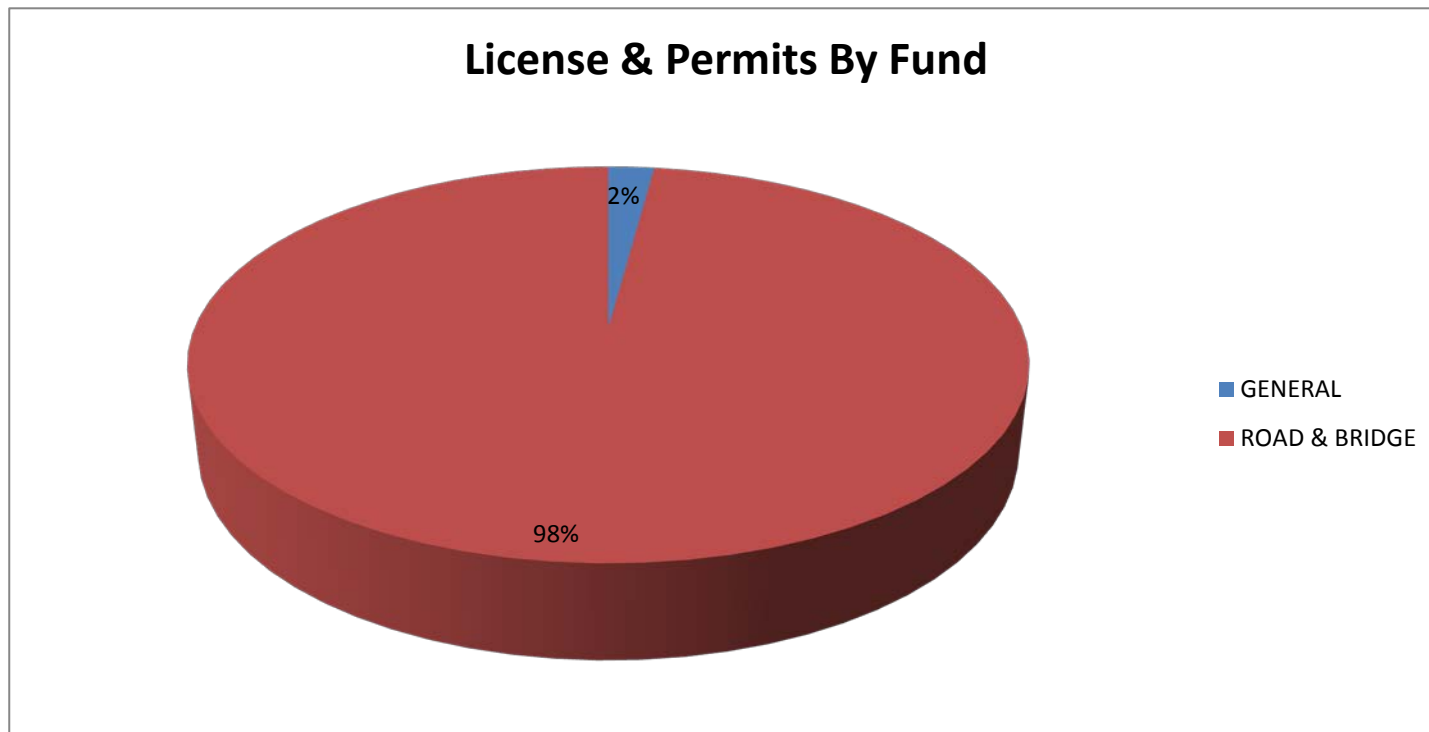
Specific Ownership Taxes

| FUND | BEG BAL | YTD REV | % RCVD |
|---------------|----------------------|----------------------|---------------|
| ROAD & BRIDGE | \$ 800,000.00 | \$ 207,283.17 | 25.91% |
| TOTAL | \$ 800,000.00 | \$ 207,283.17 | 25.91% |



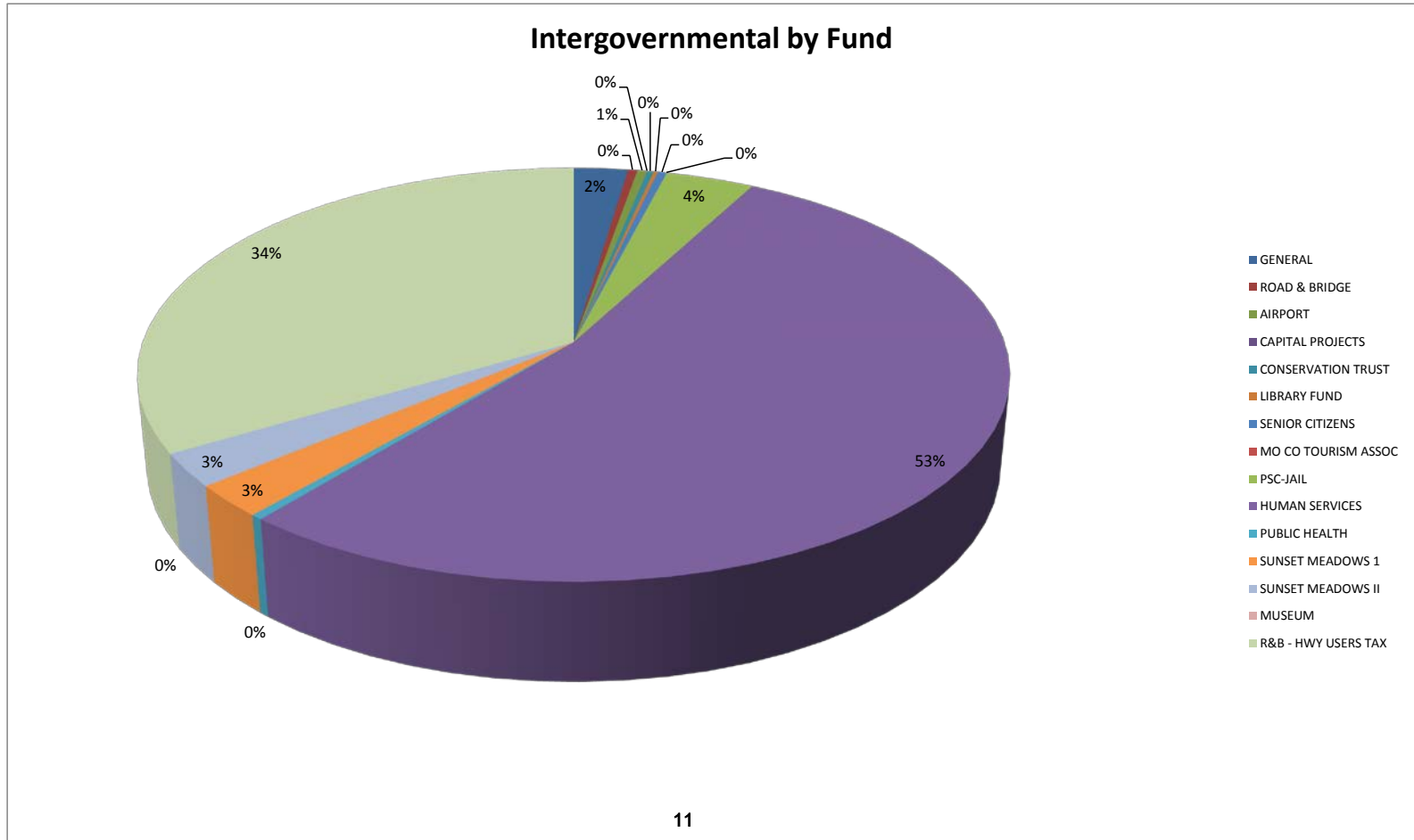
License & Permits

| FUND | BEG BAL | YTD REV | % RCVD |
|---------------|---------------------|--------------------|---------------|
| GENERAL | \$ 683.00 | \$ 175.00 | 25.62% |
| ROAD & BRIDGE | \$ 30,000.00 | \$ 8,130.00 | 27.10% |
| TOTAL | \$ 30,683.00 | \$ 8,305.00 | 27.07% |



Intergovernmental

| FUND | BEG BAL | YTD REV | % RVCD |
|---------------------|-------------------------|------------------------|---------------|
| GENERAL | \$ 856,385.50 | \$ 80,667.28 | 9.42% |
| ROAD & BRIDGE | \$ 660,000.00 | \$ 13,673.19 | 2.07% |
| AIRPORT | \$ 47,687.00 | \$ 14,738.62 | 30.91% |
| CAPITAL PROJECTS | \$ 200,000.00 | \$ - | 0.00% |
| CONSERVATION TRUST | \$ 36,000.00 | \$ 9,520.73 | 26.45% |
| LIBRARY FUND | \$ 6,262.00 | \$ 6,262.00 | 100.00% |
| SENIOR CITIZENS | \$ 39,000.00 | \$ 13,270.95 | 34.03% |
| MO CO TOURISM ASSOC | \$ - | \$ - | 0.00% |
| PSC-JAIL | \$ 459,831.79 | \$ 131,230.94 | 28.54% |
| HUMAN SERVICES | \$ 5,087,824.00 | \$ 1,829,202.52 | 35.95% |
| PUBLIC HEALTH | \$ 99,799.00 | \$ 13,188.84 | 13.22% |
| SUNSET MEADOWS 1 | \$ 183,283.00 | \$ 86,639.00 | 47.27% |
| SUNSET MEADOWS II | \$ 637,320.00 | \$ 88,921.00 | 13.95% |
| MUSEUM | \$ - | \$ - | 0.00% |
| R&B - HWY USERS TAX | \$ 4,475,415.00 | \$ 1,152,556.71 | 25.75% |
| TOTAL | \$ 12,788,807.29 | \$ 3,439,871.78 | 26.90% |



FUNDS WITH MAJOR INTERGOVERNMENTAL REVENUE

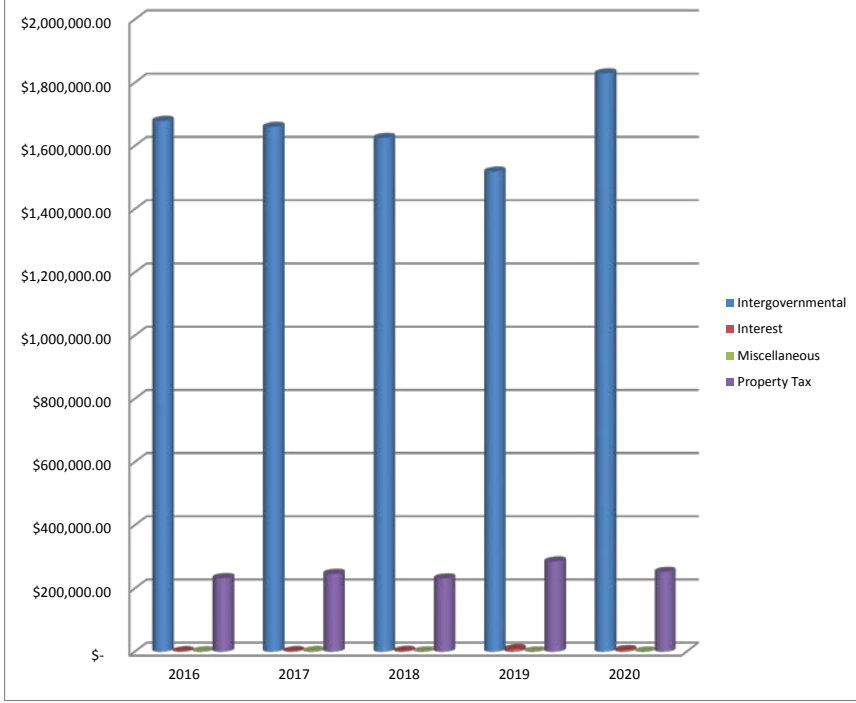
HUMAN SERVICES

| REVENUE SOURCES | 2016 | 2017 | 2018 | 2019 | 2020 |
|-------------------|------------------------|------------------------|------------------------|------------------------|------------------------|
| | YTD REV | YTD REV | YTD REV | YTD REV | YTD REV |
| Intergovernmental | \$ 1,678,759.19 | \$ 1,659,881.65 | \$ 1,625,181.17 | \$ 1,518,331.50 | \$ 1,829,202.52 |
| Interest | \$ 1,093.70 | \$ 1,453.88 | \$ 2,170.68 | \$ 8,378.17 | \$ 4,905.05 |
| Miscellaneous | \$ 709.85 | \$ 1,145.09 | \$ 448.71 | \$ 345.86 | \$ 215.26 |
| Property Tax | \$ 232,798.57 | \$ 246,107.40 | \$ 231,402.65 | \$ 285,009.52 | \$ 252,256.74 |
| | \$ - | \$ - | \$ - | \$ - | \$ - |
| TOTAL | \$ 1,913,361.31 | \$ 1,908,588.02 | \$ 1,859,203.21 | \$ 1,812,065.05 | \$ 2,086,579.57 |

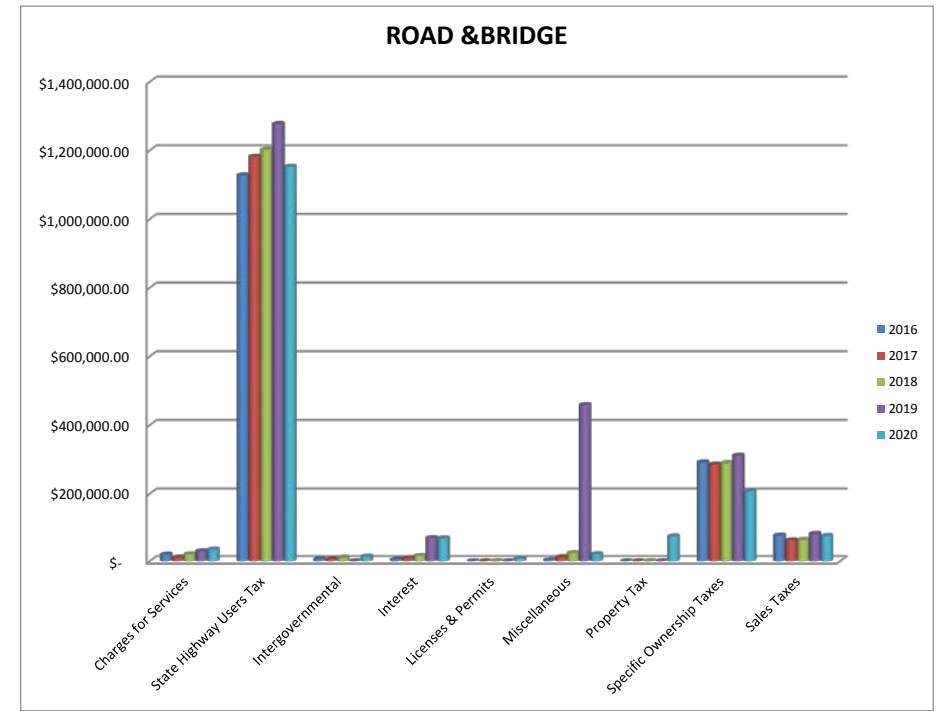
ROAD & BRIDGE

| REVENUE SOURCES | 2016 | 2017 | 2018 | 2019 | 2020 |
|--------------------------|------------------------|------------------------|------------------------|------------------------|------------------------|
| | YTD REV | YTD REV | YTD REV | YTD REV | YTD REV |
| Charges for Services | \$ 19,869.84 | \$ 11,005.75 | \$ 20,472.72 | \$ 29,984.72 | \$ 34,744.31 |
| State Highway Users Tax | \$ 1,128,174.47 | \$ 1,182,427.35 | \$ 1,202,850.79 | \$ 1,277,551.21 | \$ 1,152,556.71 |
| Intergovernmental | \$ 6,603.90 | \$ 6,092.18 | \$ 10,360.71 | \$ 18.00 | \$ 13,673.19 |
| Interest | \$ 5,376.26 | \$ 9,330.43 | \$ 15,700.46 | \$ 68,950.61 | \$ 68,007.84 |
| Licenses & Permits | \$ - | \$ - | \$ - | \$ - | \$ 8,130.00 |
| Miscellaneous | \$ 4,019.64 | \$ 12,040.00 | \$ 24,414.73 | \$ 458,462.21 | \$ 20,915.76 |
| Property Tax | \$ - | \$ - | \$ 44.23 | \$ - | \$ 73,792.46 |
| Specific Ownership Taxes | \$ 291,679.30 | \$ 285,434.40 | \$ 288,976.86 | \$ 310,988.29 | \$ 207,283.17 |
| Sales Taxes | \$ 76,552.72 | \$ 62,118.49 | \$ 63,491.86 | \$ 81,321.80 | \$ 74,816.63 |
| TOTAL | \$ 1,532,276.13 | \$ 1,568,448.60 | \$ 1,626,312.36 | \$ 2,227,276.84 | \$ 1,653,920.07 |

HUMAN SERVICES

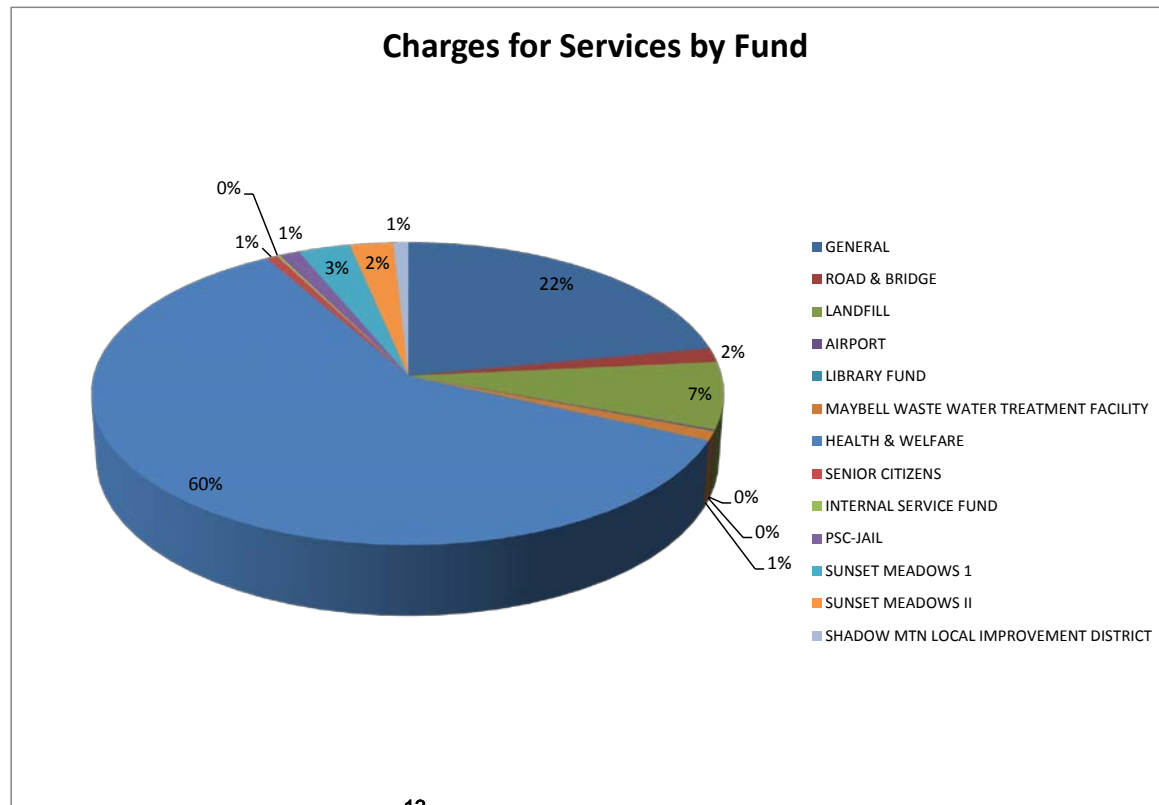


ROAD & BRIDGE



Charges for Services

| FUND | BEG BAL | YTD REV | % RCVD |
|--|------------------------|------------------------|---------------|
| GENERAL | \$ 1,380,232.00 | \$ 499,055.72 | 36.16% |
| ROAD & BRIDGE | \$ 41,500.00 | \$ 34,744.31 | 83.72% |
| LANDFILL | \$ 601,500.00 | \$ 162,021.10 | 26.94% |
| AIRPORT | \$ 17,000.00 | \$ 3,169.04 | 18.64% |
| LIBRARY FUND | \$ 5,500.00 | \$ 763.76 | 13.89% |
| MAYBELL WASTE WATER TREATMENT FACILITY | \$ 36,960.00 | \$ 21,928.00 | 59.33% |
| HEALTH & WELFARE | \$ 4,212,569.00 | \$ 1,362,073.37 | 32.33% |
| SENIOR CITIZENS | \$ 39,000.00 | \$ 14,408.51 | 36.94% |
| INTERNAL SERVICE FUND | \$ 10,350.00 | \$ 3,613.67 | 34.91% |
| PSC-JAIL | \$ 65,000.00 | \$ 26,343.47 | 40.53% |
| SUNSET MEADOWS 1 | \$ 205,479.00 | \$ 67,632.46 | 32.91% |
| SUNSET MEADOWS II | \$ 166,136.00 | \$ 55,990.99 | 33.70% |
| SHADOW MTN LOCAL IMPROVEMENT DISTRICT | \$ 31,000.00 | \$ 19,768.77 | 63.77% |
| Total | \$ 6,812,226.00 | \$ 2,271,513.17 | 33.34% |



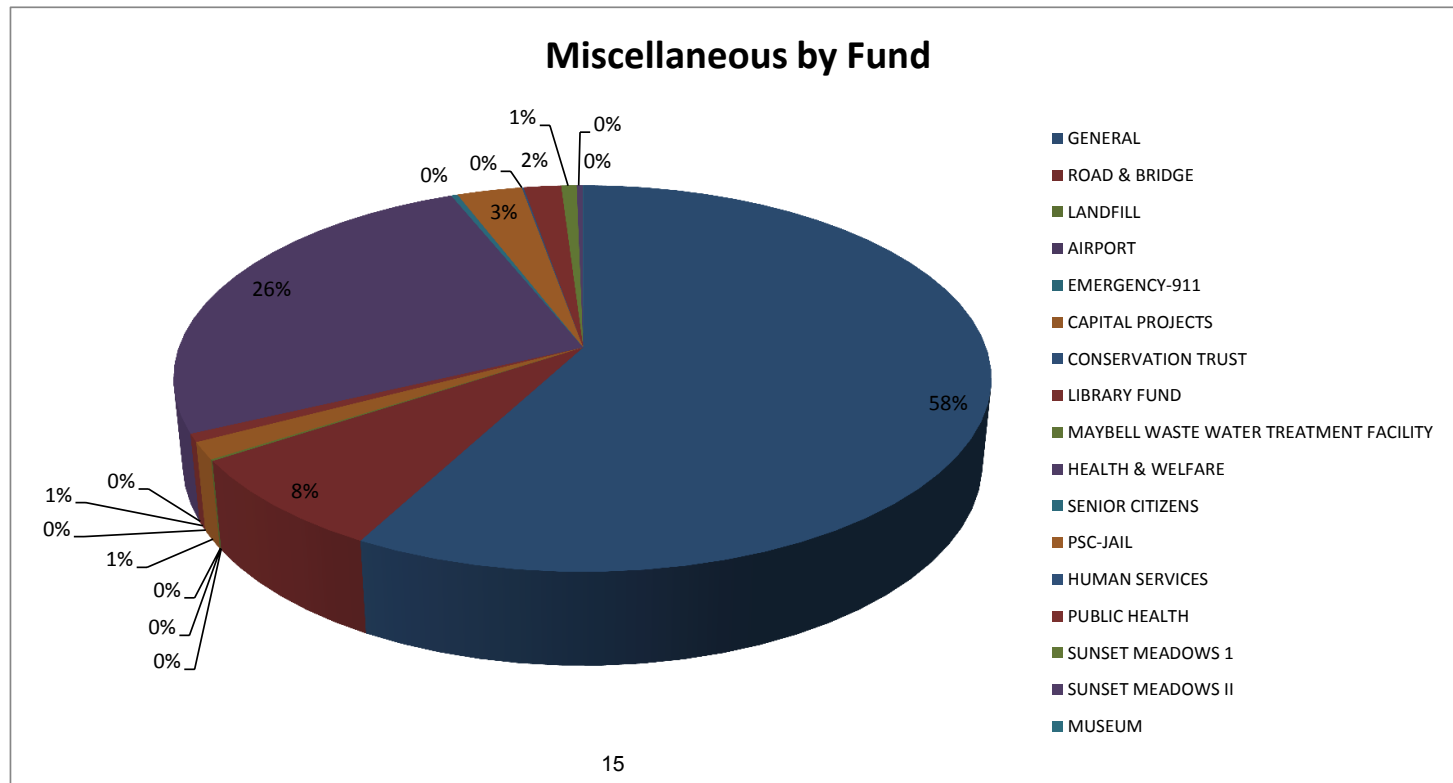
APRIL- CHARGES FOR SERVICES - ALL FUNDS

| FUND | | BEG BAL | YTD | % RCVD |
|---|--|------------------------|----------------------|--------------|
| GENERAL | | | | |
| 9400-4769 | CHG SERVICES-EMERG MNGMNT AMBULANCE | \$ 34,160.00 | \$ - | 0.00 |
| 9400-4772 | CHG SERVICES-ICE RINK | \$ 63,000.00 | \$ 19,461.00 | 30.89 |
| 9400-4773 | CHG SERVICES-PLANNING FEES | \$ 2,000.00 | \$ 200.00 | 10.00 |
| 9400-4776 | CHG SERVICES-CAMPGROUND RENTAL/FEE SYC | \$ 10,853.00 | \$ - | 0.00 |
| 9400-4779 | CHG SERVICES-PENALTY ASSESSMENT | \$ 10,000.00 | \$ 2,230.00 | 22.30 |
| 9400-4780 | CHG SERVICES-SHERIFF'S FEES | \$ 30,000.00 | \$ 10,284.99 | 34.28 |
| 9400-4782 | CHG SERVICES-CLERK FEES | \$ 280,000.00 | \$ 68,439.31 | 24.44 |
| 9400-4783 | CHR SERVICES-TREASURER FEES | \$ 750,000.00 | \$ 370,963.61 | 49.46 |
| 9400-4784 | CHG SERVICES-ASSESSOR FEES | \$ 6,000.00 | \$ 1,459.72 | 24.33 |
| 9400-4785 | CHG SERVICES-P & R FEES | \$ 7,480.00 | \$ - | 0.00 |
| 9400-4786 | CHG SERVICES-FAIRGROUND FEES | \$ 15,000.00 | \$ 2,597.50 | 17.32 |
| 9400-4787 | CHG SERVICES-MAYBELL AMBULANCE FEES | \$ 5,000.00 | \$ 1,600.00 | 32.00 |
| 9400-4788 | CHG SERVICES-WEED CONTROL | \$ 11,535.00 | \$ (409.23) | -3.55 |
| 9400-4790 | CHG SERVICES-PUBLIC TRUSTE FEE | \$ 6,000.00 | \$ 1,416.67 | 23.61 |
| 9400-4791 | CHG SERVICES-P&R CONCESSIONS | \$ 500.00 | \$ 159.08 | 31.82 |
| 9400-4792 | CHG SERVICES-ELECTRONIC RECORDING | \$ 37,000.00 | \$ 8,704.50 | 23.53 |
| 9400-4795 | MISC REV-CABLE FRANCHISE FEE | \$ 4,346.00 | \$ - | 0.00 |
| 9400-4797 | CHG SERVICES-CEMETERY OPENINGS | \$ 12,000.00 | \$ 2,640.00 | 22.00 |
| 9400-4798 | CHG SERVICES-CEMETERY SALE OF LOTS | \$ 8,000.00 | \$ 425.00 | 5.31 |
| 9400-4799 | CHG SERVICES-CEMETERY VASES FOUNDATION | \$ 300.00 | \$ 68.87 | 22.96 |
| 9400-4835 | CHGS SRVCS - MAYBELL PARK CAMPSITES | \$ - | \$ 60.00 | 0.00 |
| 9400-4855 | MAYBELL PARK SHOWER FEES | \$ - | \$ 63.00 | 0.00 |
| 9400-4856 | MAYBELL PARK DUMP FEES | \$ - | \$ 10.00 | 0.00 |
| 9400-4857 | CHG SERVICES-OVERNIGHT CAMPING FAIRGRNDS | \$ 2,000.00 | \$ - | 0.00 |
| 9400-4858 | CHG SERVICES-OVRNGHT CAMPING LOUDY SIMPS | \$ 100.00 | \$ - | 0.00 |
| 9400-4859 | CHG SERVICES-FAIRGROUNDS RV DUMP FEES | \$ 9,000.00 | \$ 105.20 | 1.17 |
| 9400-4860 | SB215 FEES | \$ 7,000.00 | \$ - | 0.00 |
| 9400-4861 | CHG SERV - FREEMAN/SHERMAN DAY USE FEES | \$ 2,343.00 | \$ - | 0.00 |
| 9400-4862 | CHG SERVICE- CLERK LATE FEES | \$ 60,115.00 | \$ 8,576.50 | 14.27 |
| 9400-4863 | CHRG SERVICES-EXTENSION | \$ 6,500.00 | \$ - | 0.00 |
| Total GENERAL | | \$ 1,380,232.00 | \$ 499,055.72 | 36.16 |
| ROAD & BRIDGE | | | | |
| 9600-4142 | LANDFILL GRAVEL | \$ 1,000.00 | \$ - | 0.00 |
| 9800-4950 | R&B REIMB-OTHER COUNTY DEPTS | \$ 40,000.00 | \$ 34,466.36 | 86.17 |
| 9800-4960 | R&B REIMB-CITY REVENUE | \$ 500.00 | \$ 277.95 | 55.59 |
| Total ROAD & BRIDGE | | \$ 41,500.00 | \$ 34,744.31 | 83.72 |
| LANDFILL | | | | |
| 9500-4789 | LNDFL MISC REV-FEES | \$ 600,000.00 | \$ 161,684.00 | 26.95 |
| 9500-4790 | LNDFL TIRES | \$ 1,500.00 | \$ 337.10 | 22.47 |
| Total LANDFILL | | \$ 601,500.00 | \$ 162,021.10 | 26.94 |
| AIRPORT | | | | |
| 9500-4802 | AIRPORT MISC REV-RENTS | \$ 17,000.00 | \$ 3,169.04 | 18.64 |
| Total AIRPORT | | \$ 17,000.00 | \$ 3,169.04 | 18.64 |
| LIBRARY FUND | | | | |
| 9400-4781 | LIB CHGS SERVICES-FINES & COLL | \$ 5,500.00 | \$ 763.76 | 13.89 |
| Total LIBRARY FUND | | \$ 5,500.00 | \$ 763.76 | 13.89 |
| 9100-4723 | MYBL SAN-USER FEE | \$ 36,960.00 | \$ 21,928.00 | 59.33 |
| Total MAYBELL WASTE WATER TREATMENT FACILITY | | \$ 36,960.00 | \$ 21,928.00 | 59.33 |

| FUND | | BEG BAL | YTD | % RCVD |
|--|---------------------------------------|------------------------|------------------------|-----------------|
| HEALTH & WELFARE | | | | |
| 9400-4770 | H&W-PREMIUMS/MEDICAL/COUNTY | \$ 3,683,828.00 | \$ 1,195,861.51 | 32.46 |
| 9400-4772 | H&W-PREMIUMS/MEDICAL/COBRA | \$ 8,000.00 | \$ 44.50 | 0.56 |
| 9400-4773 | H&W-PREMIUMS/DENTAL/COUNTY | \$ 238,336.00 | \$ 73,021.06 | 30.64 |
| 9400-4778 | H&W-PREMIUMS/VISION/COUNTY | \$ 47,430.00 | \$ 14,846.26 | 31.30 |
| 9400-4780 | H&W-PREMIUMS/LIFE | \$ 13,714.00 | \$ 4,382.75 | 31.96 |
| 9400-4782 | H&W-EMPLOYEE CONTRIBUTIONS | \$ 184,488.00 | \$ 62,582.28 | 33.92 |
| 9400-4783 | H&W PREMIUMS LONG TERM DISABILITY | \$ 36,773.00 | \$ 11,335.01 | 30.82 |
| Total HEALTH & WELFARE | | \$ 4,212,569.00 | \$ 1,362,073.37 | 32.33 |
| SENIOR CITIZENS | | | | |
| 9500-4835 | SEN CIT-MEAL PROGRAM | \$ 39,000.00 | \$ 14,408.51 | 36.94 |
| Total SENIOR CITIZENS | | \$ 39,000.00 | \$ 14,408.51 | 36.94 |
| INTERNAL SERVICE | | | | |
| 9400-4791 | CNTRL DUP-PLAT MAPS | \$ 100.00 | \$ 335.00 | 335.00 |
| 9800-4536 | CNTRL DUP-POSTAGE | \$ - | \$ 2.20 | 0.00 |
| 9800-4538 | CNTRL DUP-REIMB OPEN RECORDS | \$ - | \$ 3.75 | 0.00 |
| 9800-4603 | CNTRL DUP-REIMB WAREHOUSE | \$ 2,150.00 | \$ 407.92 | 18.97 |
| 9800-6103 | CNTRL DUP-TELEPHONE | \$ 8,100.00 | \$ 2,864.80 | 35.37 |
| Total INTERNAL SERVICE FUND | | \$ 10,350.00 | \$ 3,613.67 | 34.91 |
| PSC-JAIL | | | | |
| 9200-4646 | PSC JAIL-WORK RELEASE | \$ 20,000.00 | \$ 1,094.39 | 5.47 |
| 9400-4780 | PSC JAIL-JAIL FEES | \$ 20,000.00 | \$ 4,325.46 | 21.63 |
| 9400-4793 | PCS JAIL - COST OF CARE/COUNTY INMATE | \$ 25,000.00 | \$ 20,923.62 | 83.69 |
| Total PSC-JAIL | | \$ 65,000.00 | \$ 26,343.47 | 26343.47 |
| SUNSET MEADOWS I | | | | |
| 9500-5120 | MISC REV-TENANT RENT | \$ 192,021.00 | \$ 63,436.21 | 33.04 |
| 9500-5922 | MISC REV-AIR CONDITIONERS | \$ 2,628.00 | \$ 904.88 | 34.43 |
| 9500-5923 | MISC REV-TENANT CABLE INCOME | \$ 7,230.00 | \$ 2,391.37 | 33.08 |
| 9500-5925 | MISC REV-OFFICE & BEAUTY SHOP RENT | \$ 3,600.00 | \$ 900.00 | 25.00 |
| Total SUNSET MEADOWS I | | \$ 205,479.00 | \$ 67,632.46 | 32.91 |
| SUNSET MEADOWS II | | | | |
| 9500-5120 | MISC REV-TENANT RENT | \$ 156,436.00 | \$ 52,711.00 | 33.69 |
| 9500-5922 | MISC REV- AIR CONDITIONERS | \$ 2,600.00 | \$ 882.00 | 33.92 |
| 9500-5923 | MISC REV- TENANT CABLE INCOME | \$ 7,100.00 | \$ 2,397.99 | 33.77 |
| Total SUNSET MEADOWS II | | \$ 166,136.00 | \$ 55,990.99 | 33.70 |
| SHADOW MTN LOCAL IMPROVEMENT DISTRICT | | | | |
| 9400-4789 | CHG SERVICES-USER FEES | \$ 31,000.00 | \$ 19,768.77 | 63.77 |
| Total SHADOW MTN LOCAL IMPROVEMENT DISTRICT | | \$ 31,000.00 | \$ 19,768.77 | 63.77 |
| Grand Total | | \$ 6,812,226.00 | \$ 2,271,513.17 | 33.34 |

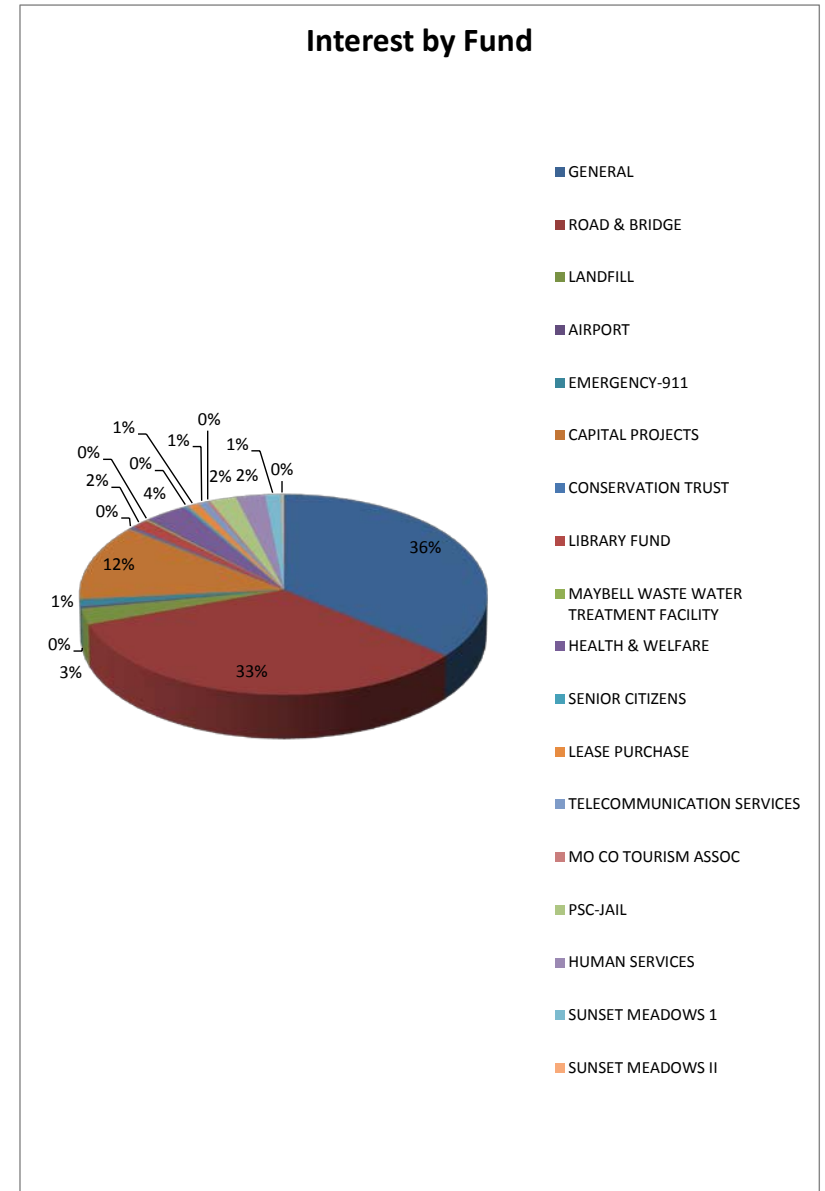
Miscellaneous

| FUND | BEG BAL | YTD REV | % RVCD |
|--|------------------------|----------------------|---------------|
| GENERAL | \$ 324,726.54 | \$ 153,202.81 | 47.18% |
| ROAD & BRIDGE | \$ 20,015.00 | \$ 20,915.76 | 104.50% |
| LANDFILL | \$ 1,400.00 | \$ 324.05 | 23.15% |
| AIRPORT | \$ - | \$ - | 0.00% |
| EMERGENCY-911 | \$ - | \$ - | 0.00% |
| CAPITAL PROJECTS | \$ 260,000.00 | \$ 3,809.28 | 1.47% |
| CONSERVATION TRUST | \$ 116,000.00 | \$ - | 0.00% |
| LIBRARY FUND | \$ 19,100.00 | \$ 1,799.32 | 9.42% |
| MAYBELL WASTE WATER TREATMENT FACILITY | \$ - | \$ - | 0.00% |
| HEALTH & WELFARE | \$ 220,000.00 | \$ 68,601.95 | 31.18% |
| SENIOR CITIZENS | \$ 3,300.00 | \$ 798.00 | 24.18% |
| PSC-JAIL | \$ 8,546.89 | \$ 7,957.84 | 93.11% |
| HUMAN SERVICES | \$ 2,500.00 | \$ 215.26 | 8.61% |
| PUBLIC HEALTH | \$ - | \$ 4,579.11 | 0.00% |
| SUNSET MEADOWS 1 | \$ 4,790.00 | \$ 1,883.67 | 39.33% |
| SUNSET MEADOWS II | \$ 4,800.00 | \$ 746.75 | 15.56% |
| MUSEUM | \$ 351,400.00 | \$ 48.56 | 0.01% |
| MOFFAT COUNTY LOCAL MARKETING DISTRICT | \$ - | \$ - | 0.00% |
| TOTAL | \$ 1,336,578.43 | \$ 264,882.36 | 19.82% |



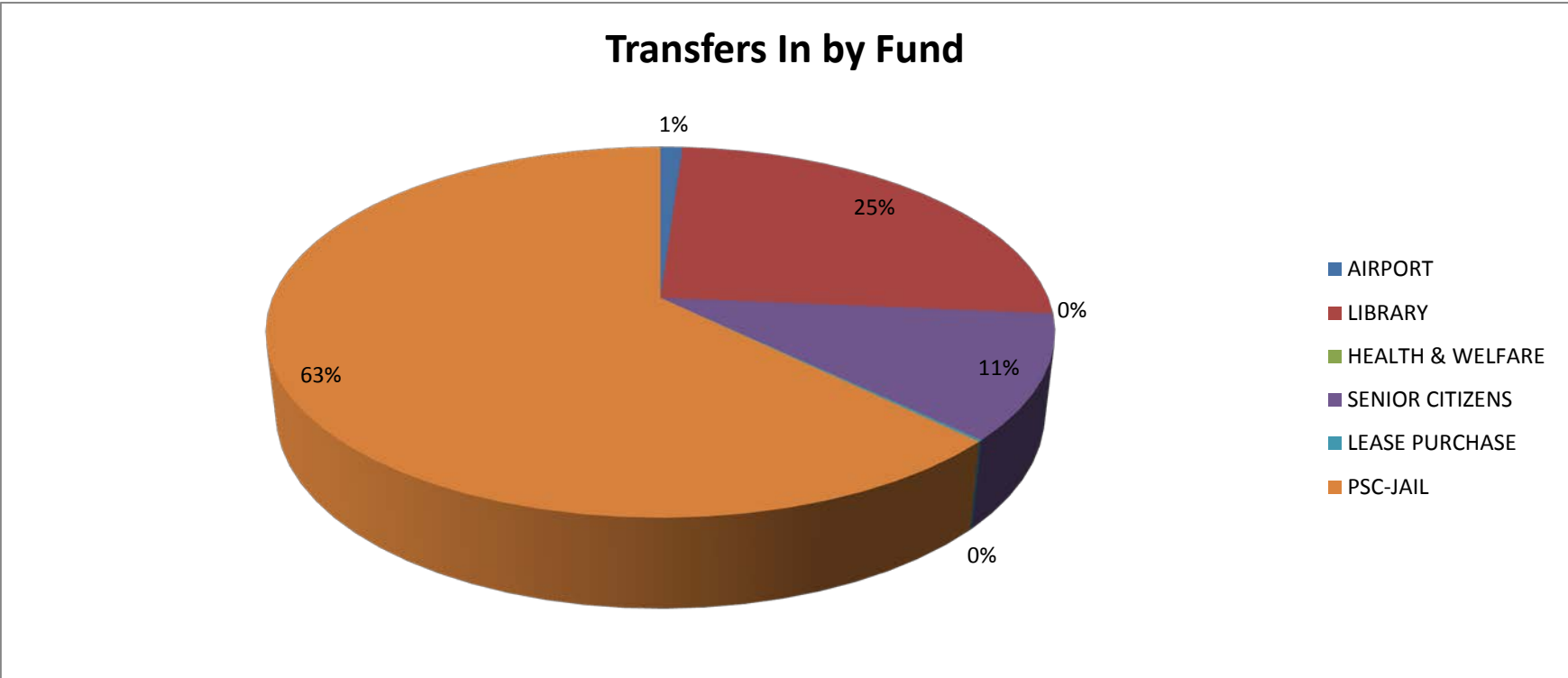
Interest

| FUND | BEG BAL | YTD REV | % RCVD |
|--|----------------------|----------------------|---------------|
| GENERAL | \$ 250,000.00 | \$ 73,336.60 | 29.33% |
| ROAD & BRIDGE | \$ 215,000.00 | \$ 68,007.84 | 31.63% |
| LANDFILL | \$ 15,000.00 | \$ 5,272.78 | 35.15% |
| AIRPORT | \$ 1,500.00 | \$ 579.41 | 38.63% |
| EMERGENCY-911 | \$ 6,500.00 | \$ 2,344.01 | 36.06% |
| CAPITAL PROJECTS | \$ 95,000.00 | \$ 25,018.79 | 26.34% |
| CONSERVATION TRUST | \$ 2,600.00 | \$ 722.59 | 27.79% |
| LIBRARY FUND | \$ 5,000.00 | \$ 3,185.51 | 63.71% |
| MAYBELL WASTE WATER TREATMENT FACILITY | \$ 1,600.00 | \$ 419.26 | 26.20% |
| HEALTH & WELFARE | \$ 30,000.00 | \$ 7,374.29 | 24.58% |
| SENIOR CITIZENS | \$ 2,100.00 | \$ 638.27 | 30.39% |
| LEASE PURCHASE | \$ 3,000.00 | \$ 1,903.07 | 63.44% |
| TELECOMMUNICATION SERVICES | \$ 5,000.00 | \$ 1,596.79 | 31.94% |
| MO CO TOURISM ASSOC | \$ 2,000.00 | \$ 570.24 | 28.51% |
| PSC-JAIL | \$ 13,000.00 | \$ 4,528.83 | 34.84% |
| HUMAN SERVICES | \$ 25,000.00 | \$ 4,905.05 | 19.62% |
| SUNSET MEADOWS 1 | \$ 5,484.00 | \$ 2,796.87 | 51.00% |
| SUNSET MEADOWS II | \$ 1,250.00 | \$ 349.85 | 27.99% |
| TOTAL | \$ 679,034.00 | \$ 203,550.05 | 29.98% |

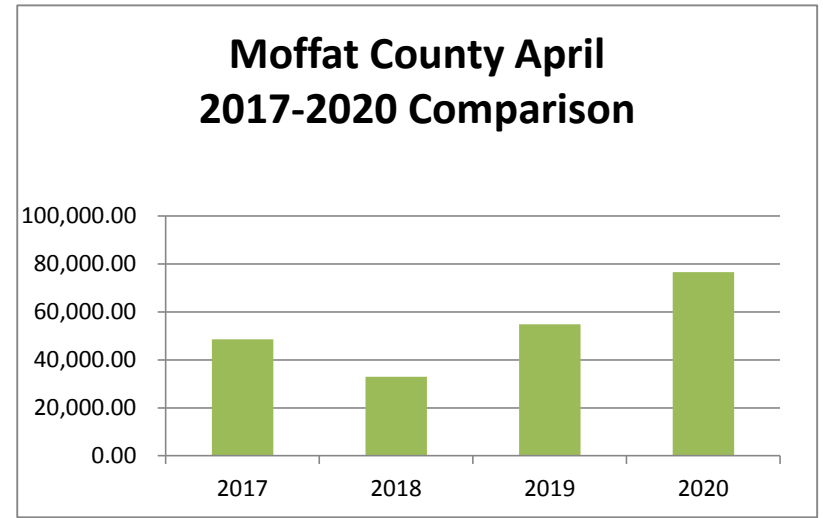


Transfers In

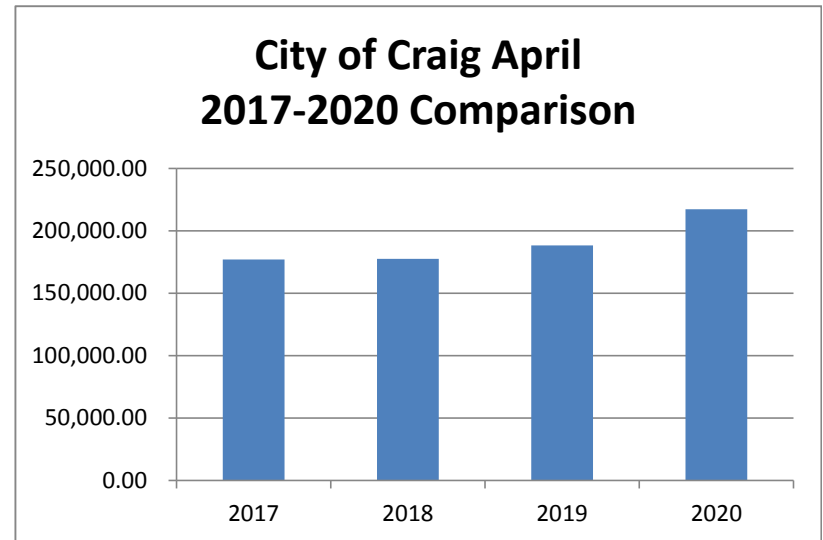
| FUND | BEG BAL | YTD REV | % RCVD |
|------------------|------------------------|------------------------|---------------|
| AIRPORT | \$ 47,687.00 | \$ 14,738.61 | 30.91% |
| LIBRARY | \$ 345,857.00 | \$ 345,857.00 | 100.00% |
| HEALTH & WELFARE | \$ 230,000.00 | \$ - | 0.00% |
| SENIOR CITIZENS | \$ 147,855.00 | \$ 147,855.00 | 100.00% |
| LEASE PURCHASE | \$ 733,025.00 | \$ 2,000.00 | 0.27% |
| PSC-JAIL | \$ 1,714,321.00 | \$ 857,161.00 | 50.00% |
| TOTAL | \$ 3,218,745.00 | \$ 1,367,611.61 | 42.49% |



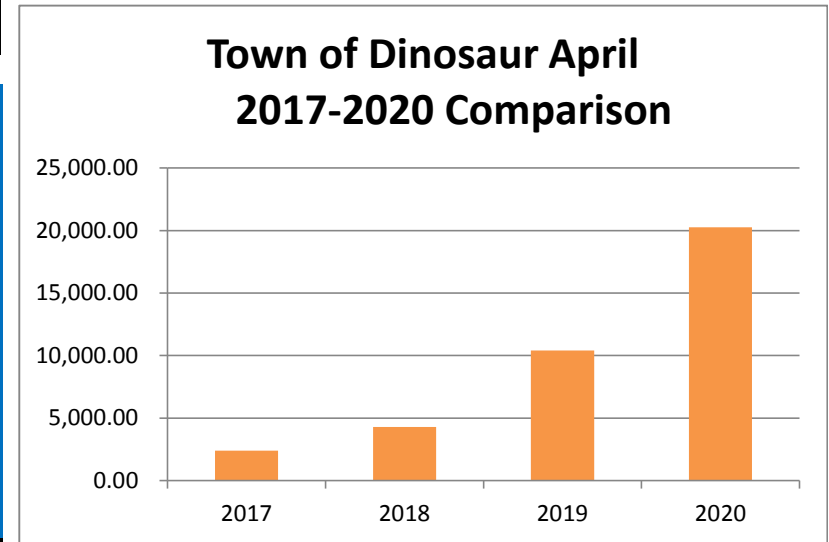
| MONTH OF SALES | MOFFAT COUNTY 2% SALES TAX | | | | INCREASE/ (DECREASE) 2020/2019 | % CHANGE RECEIVED 2020/2019 |
|----------------|----------------------------|-------------|-------------|-------------|--------------------------------|-----------------------------|
| | 2017 ACTUAL | 2018 ACTUAL | 2019 ACTUAL | 2020 ACTUAL | | |
| JAN | 35,091.91 | 38,210.72 | 37,473.62 | 62,377.16 | 24,903.54 | 66.46% |
| FEB | 45,676.34 | 32,310.97 | 62,069.50 | 82,673.42 | 20,603.92 | 33.19% |
| MAR | 46,361.15 | 31,365.83 | 48,689.43 | 62,965.39 | 14,275.96 | 29.32% |
| APR | 48,513.92 | 33,007.69 | 54,820.92 | 76,639.92 | 21,819.00 | 39.80% |
| MAY | 49,524.61 | 35,743.53 | 60,591.02 | 0.00 | (60,591.02) | -100.00% |
| JUN | 57,972.06 | 45,037.38 | 69,753.30 | 0.00 | (69,753.30) | -100.00% |
| JUL | 23,664.41 | 55,852.60 | 84,287.93 | 0.00 | (84,287.93) | -100.00% |
| AUG | 53,314.04 | 41,850.31 | 82,018.69 | 0.00 | (82,018.69) | -100.00% |
| SEP | 57,426.65 | 49,120.89 | 77,340.37 | 0.00 | (77,340.37) | -100.00% |
| OCT | 47,693.56 | 46,677.09 | 74,247.79 | 0.00 | (74,247.79) | -100.00% |
| NOV | 70,670.38 | 31,892.83 | 57,785.64 | 0.00 | (57,785.64) | -100.00% |
| DEC | 71,429.22 | 64,816.23 | 134,494.90 | 0.00 | (134,494.90) | -100.00% |
| TOTAL | 607,338.25 | 505,886.07 | 843,573.11 | 284,655.89 | | |



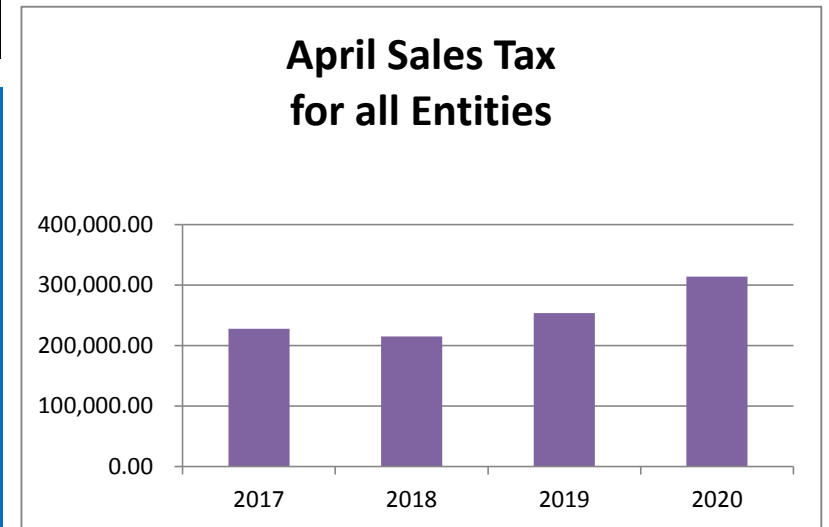
| MONTH OF SALES | CITY OF CRAIG 1.25% SALES TAX | | | | INCREASE/ (DECREASE) 2020/2019 | % CHANGE RECEIVED 2020/2019 |
|----------------|-------------------------------|--------------|--------------|-------------|--------------------------------|-----------------------------|
| | 2017 ACTUAL | 2018 ACTUAL | 2019 ACTUAL | 2020 ACTUAL | | |
| JAN | 151,002.44 | 134,640.60 | 178,206.38 | 186,780.53 | 8,574.15 | 4.81% |
| FEB | 140,499.50 | 156,022.50 | 180,291.46 | 178,969.12 | (1,322.34) | -0.73% |
| MAR | 163,064.92 | 176,927.63 | 182,571.16 | 208,156.39 | 25,585.23 | 14.01% |
| APR | 177,046.43 | 177,638.02 | 188,316.09 | 217,364.73 | 29,048.64 | 15.43% |
| MAY | 183,352.20 | 538,037.89 | 204,012.29 | 0.00 | (204,012.29) | -100.00% |
| JUN | 189,666.62 | 199,218.97 | 218,909.47 | 0.00 | (218,909.47) | -100.00% |
| JUL | 203,399.78 | 197,185.00 | 217,692.57 | 0.00 | (217,692.57) | -100.00% |
| AUG | 204,223.23 | 201,507.00 | 226,455.25 | 0.00 | (226,455.25) | -100.00% |
| SEP | 183,524.37 | 203,006.40 | 213,263.20 | 0.00 | (213,263.20) | -100.00% |
| OCT | 196,225.38 | 218,969.61 | 249,290.07 | 0.00 | (249,290.07) | -100.00% |
| NOV | 198,733.38 | 207,581.28 | 227,334.17 | 0.00 | (227,334.17) | -100.00% |
| DEC | 205,023.33 | 216,092.62 | 246,586.66 | 0.00 | (246,586.66) | -100.00% |
| TOTAL | 2,195,761.58 | 2,626,827.52 | 2,532,928.77 | 791,270.77 | | |



| MONTH OF SALES | TOWN OF DINOSAUR 1.25% SALES TAX | | | | INCREASE/ (DECREASE) 2020/2019 | % CHANGE RECEIVED 2020/2019 |
|----------------|----------------------------------|-------------|-------------|-------------|--------------------------------|-----------------------------|
| | 2017 ACTUAL | 2018 ACTUAL | 2019 ACTUAL | 2020 ACTUAL | | |
| JAN | 2,245.93 | 2,187.70 | 8,481.35 | 11,679.50 | 3,198.15 | 37.71% |
| FEB | 2,054.47 | 2,460.21 | 11,261.77 | 16,342.55 | 5,080.78 | 45.12% |
| MAR | 2,257.79 | 2,710.78 | 11,015.52 | 10,978.69 | (36.83) | -0.33% |
| APR | 2,397.49 | 4,285.17 | 10,396.31 | 20,265.06 | 9,868.75 | 94.93% |
| MAY | 2,740.97 | 2,758.91 | 11,859.70 | 0.00 | (11,859.70) | -100.00% |
| JUN | 3,462.04 | 10,530.28 | 13,428.16 | 0.00 | (13,428.16) | -100.00% |
| JUL | 3,102.48 | 3,045.69 | 14,044.01 | 0.00 | (14,044.01) | -100.00% |
| AUG | 3,005.32 | 8,363.52 | 15,122.66 | 0.00 | (15,122.66) | -100.00% |
| SEP | 2,262.13 | 10,545.17 | 16,022.07 | 0.00 | (16,022.07) | -100.00% |
| OCT | 3,473.30 | 9,597.81 | 14,309.47 | 0.00 | (14,309.47) | -100.00% |
| NOV | 3,084.34 | 8,617.66 | 14,453.23 | 0.00 | (14,453.23) | -100.00% |
| DEC | 2,963.78 | 11,154.19 | 8,079.79 | 0.00 | (8,079.79) | -100.00% |
| TOTAL | 33,050.04 | 76,257.09 | 148,474.04 | 59,265.80 | | |



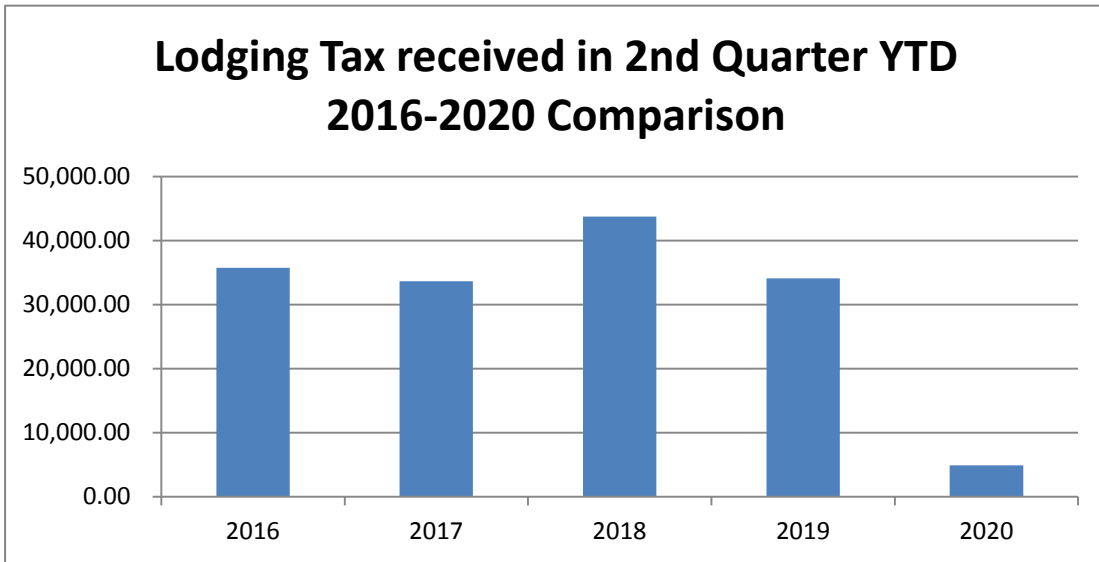
| MONTH OF SALES | COUNTY SALES TAX FOR ALL ENTITIES | | | | INCREASE/ (DECREASE) 2020/2019 | % CHANGE RECEIVED 2020/2019 |
|----------------|-----------------------------------|--------------|--------------|--------------|--------------------------------|-----------------------------|
| | 2017 ACTUAL | 2018 ACTUAL | 2019 ACTUAL | 2020 ACTUAL | | |
| JAN | 188,340.28 | 175,039.02 | 224,161.35 | 260,837.19 | 36,675.84 | 16.36% |
| FEB | 188,230.31 | 190,793.68 | 253,622.73 | 277,985.09 | 24,362.36 | 9.61% |
| MAR | 211,683.86 | 211,004.24 | 242,276.11 | 282,100.47 | 39,824.36 | 16.44% |
| APR | 227,957.84 | 214,930.88 | 253,533.32 | 314,269.71 | 60,736.39 | 23.96% |
| MAY | 235,617.78 | 576,540.33 | 276,463.01 | 0.00 | (276,463.01) | -100.00% |
| JUN | 251,100.72 | 254,786.63 | 302,090.93 | 0.00 | (302,090.93) | -100.00% |
| JUL | 230,166.67 | 256,083.29 | 316,024.51 | 0.00 | (316,024.51) | -100.00% |
| AUG | 260,542.59 | 251,720.83 | 323,596.60 | 0.00 | (323,596.60) | -100.00% |
| SEP | 243,213.15 | 262,672.46 | 306,625.64 | 0.00 | (306,625.64) | -100.00% |
| OCT | 247,392.24 | 275,244.51 | 337,847.33 | 0.00 | (337,847.33) | -100.00% |
| NOV | 272,488.10 | 248,091.77 | 299,573.04 | 0.00 | (299,573.04) | -100.00% |
| DEC | 279,416.33 | 292,063.04 | 389,161.35 | 0.00 | (389,161.35) | -100.00% |
| TOTAL | 2,836,149.87 | 3,208,970.68 | 3,524,975.92 | 1,135,192.46 | | |



MOFFAT COUNTY 1.9% LODGING TAX

| | 2016 | 2017 | 2018 | 2019 | 2020 | Average 2016-2019 | Increase/ (Decrease) 2020/2019 | % Change Received 2020/2019 |
|--------------|-------------------|-------------------|-------------------|-------------------|------------------|----------------------|--------------------------------------|-----------------------------------|
| 1ST | 21,820.41 | 17,005.78 | 12,063.47 | 29,718.25 | 19,239.36 | 19,969.45 | (10,478.89) | -35.26% |
| 2ND | 35,768.51 | 33,643.70 | 43,728.39 | 34,098.68 | 4,906.21 | 30,429.10 | (29,192.47) | -85.61% |
| 3RD | 40,620.24 | 42,048.78 | 44,742.00 | 34,471.50 | | 40,470.63 | (34,471.50) | -100.00% |
| 4TH | 50,871.93 | 45,869.22 | 31,828.80 | 31,280.45 | | 39,962.60 | (31,280.45) | -100.00% |
| TOTAL | 149,081.09 | 138,567.48 | 132,362.66 | 129,568.88 | 24,145.57 | 130,831.78 | | |

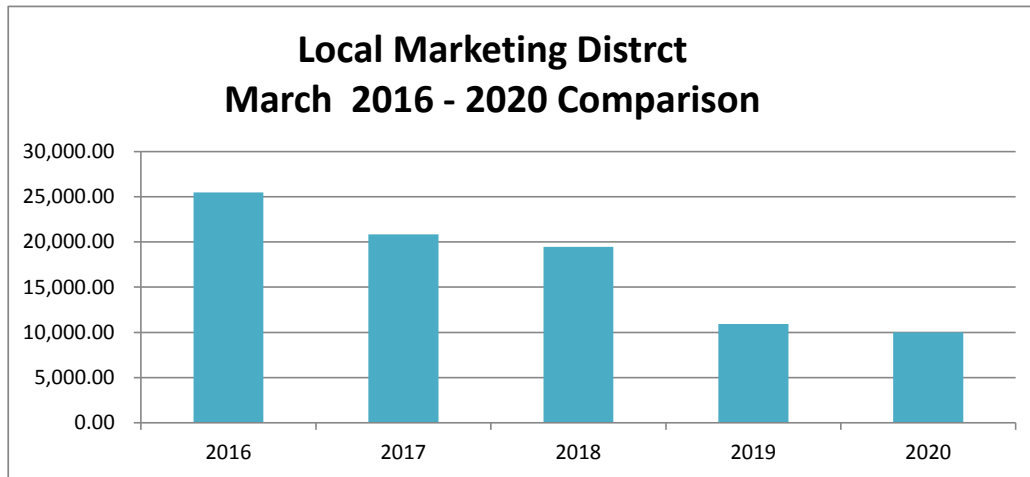
Lodging Tax is due quarterly. Revenues received between quarters may be from delayed filers.



MOFFAT COUNTY LOCAL MARKETING DISTRICT 4% TAX

| Month | 2016 | 2017 | 2018 | 2019 | 2020 | Average 2016-2020 | Increase/ (Decrease) 2020/2019 | % Change Received 2020/2019 |
|--------------|-------------------|-------------------|-------------------|-------------------|------------------|----------------------|--------------------------------------|-----------------------------------|
| January | 9,713.90 | 17,036.41 | 7,871.94 | 8,445.90 | 2,364.82 | 9,086.59 | (6,081.08) | -72.00% |
| February | 12,431.95 | 11,038.02 | 15,975.53 | 22,991.41 | 8,690.61 | 14,225.50 | (14,300.80) | -62.20% |
| March | 50.02 | 15,340.13 | 6,058.30 | 33,896.86 | 13,504.53 | 13,769.97 | (20,392.33) | -60.16% |
| April | 25,482.56 | 20,859.00 | 19,475.21 | 10,930.99 | 10,005.01 | 17,350.55 | (925.98) | -8.47% |
| May | 16,884.76 | 24,562.65 | 20,125.56 | 9,616.51 | | 17,797.37 | (9,616.51) | -100.00% |
| June | 22,505.48 | 20,794.78 | 39,406.21 | 43,282.13 | | 31,497.15 | (43,282.13) | -100.00% |
| July | 35,394.03 | 36,249.83 | 26,049.30 | 19,276.95 | | 29,242.53 | (19,276.95) | -100.00% |
| August | 26,610.60 | 26,988.32 | 16,319.82 | 14,718.49 | | 21,159.31 | (14,718.49) | -100.00% |
| September | 33,128.23 | 27,325.68 | 45,047.46 | 47,728.16 | | 38,307.38 | (47,728.16) | -100.00% |
| October | 30,163.92 | 18,523.12 | 18,799.83 | 13,497.83 | | 20,246.18 | (13,497.83) | -100.00% |
| November | 25,824.80 | 51,345.91 | 22,019.60 | 31,890.07 | | 32,770.10 | (31,890.07) | -100.00% |
| December | 15,601.09 | 40,160.39 | 14,175.31 | 48,047.41 | | 29,496.05 | (48,047.41) | -100.00% |
| TOTAL | 253,791.34 | 310,224.24 | 251,324.07 | 304,322.71 | 34,564.97 | 274,948.68 | | |

Local Marketing District Tax is due within the same frequency as a businesses sales tax.



SALES TAX COMPARISON

| | | January | | February | | March | |
|--|-------|----------------------|----------------------|----------------------|----------------------|----------------------|----------------------|
| | | 2019 | 2020 | 2019 | 2020 | 2019 | 2020 |
| Miscellaneous | | \$ - | \$ - | \$ - | \$ 116.70 | \$ - | \$ 262.41 |
| Agriculture, Forestry, Fishing and Hunting | 11 | \$ 242.96 | \$ 345.60 | \$ 182.00 | \$ 1,534.59 | \$ 145.15 | \$ 400.60 |
| Mining, Quarrying and Oil and Gas Extraction | 21 | \$ 3,633.83 | \$ 3,823.01 | \$ 2,386.53 | \$ 3,955.72 | \$ 5,427.42 | \$ 3,857.18 |
| Utilities | 22 | \$ 13,340.90 | \$ 14,959.78 | \$ 13,061.67 | \$ 14,322.76 | \$ 12,618.60 | \$ 13,618.87 |
| Construction | 23 | \$ 5,226.04 | \$ 3,145.96 | \$ 2,946.08 | \$ 1,797.92 | \$ 4,598.94 | \$ 3,047.73 |
| Manufacturing | 31-33 | \$ 7,265.39 | \$ 11,470.72 | \$ 9,356.08 | \$ 23,796.08 | \$ 7,317.28 | \$ 15,624.47 |
| Wholesale Trade | 42 | \$ 26,319.77 | \$ 34,438.31 | \$ 36,025.65 | \$ 37,918.76 | \$ 25,763.95 | \$ 41,341.83 |
| Retail Trade | 44-45 | \$ 123,106.25 | \$ 155,512.71 | \$ 134,909.88 | \$ 155,802.77 | \$ 143,754.24 | \$ 170,164.21 |
| Transportation and Warehousing | 48-49 | \$ 785.31 | \$ 398.12 | \$ 207.69 | \$ 452.77 | \$ 100.93 | \$ 814.71 |
| Information | 51 | \$ 8,120.44 | \$ 7,278.21 | \$ 7,958.24 | \$ 11,032.72 | \$ 8,163.96 | \$ 5,921.39 |
| Finance and Insurance | 52 | \$ 149.72 | \$ 256.70 | \$ 176.03 | \$ 266.00 | \$ 543.25 | \$ 271.35 |
| Real Estate and Rental and Leasing | 53 | \$ 7,916.73 | \$ 5,305.89 | \$ 16,262.23 | \$ 4,145.42 | \$ 4,110.66 | \$ 3,696.05 |
| Professional, Scientific and Technical Services | 54 | \$ 2,958.19 | \$ 1,994.25 | \$ 2,968.03 | \$ 1,357.59 | \$ 1,347.81 | \$ 2,374.90 |
| Management of Companies and Enterprises | 55 | \$ - | \$ - | \$ - | \$ - | \$ - | \$ - |
| Admin. Support and Waste Mgmt. and Remediation Svcs. | 56 | \$ 168.69 | \$ 409.71 | \$ 369.92 | \$ 288.39 | \$ 771.46 | \$ 257.07 |
| Educational Services | 61 | \$ 412.46 | \$ 50.83 | \$ 39.67 | \$ 22.81 | \$ 38.14 | \$ 81.49 |
| Health Care and Social Assistance | 62 | \$ 356.06 | \$ 311.92 | \$ 364.91 | \$ 345.00 | \$ 365.39 | \$ 384.38 |
| Arts, Entertainment and Recreation | 71 | \$ 915.46 | \$ 1,220.36 | \$ 1,000.53 | \$ 970.85 | \$ 1,170.82 | \$ 1,286.72 |
| Accommodation and Food Services | 72 | \$ 15,999.79 | \$ 16,408.67 | \$ 16,265.24 | \$ 17,268.98 | \$ 20,883.57 | \$ 12,451.26 |
| Other Services (except Public Administration) | 81 | \$ 7,243.36 | \$ 3,506.44 | \$ 9,131.22 | \$ 2,589.26 | \$ 5,146.40 | \$ 6,228.95 |
| Public Administration | 92 | \$ - | \$ - | \$ 11.13 | \$ - | \$ 8.14 | \$ 14.90 |
| Total Month | | \$ 224,161.35 | \$ 260,837.19 | \$ 253,622.73 | \$ 277,985.09 | \$ 242,276.11 | \$ 282,100.47 |
| TOTAL YEAR | | | | | | | |
| 2019 | | \$ 720,060.19 | | | | | |
| 2020 | | \$ 820,922.75 | | | | | |

SALES TAX COMPARISON

| | | April | | May | | June | |
|--|-------|------------------------|----------------------|------|------|------|------|
| | | 2019 | 2020 | 2019 | 2020 | 2019 | 2020 |
| Miscellaneous | | \$ - | \$ 82.00 | | | | |
| Agriculture, Forestry, Fishing and Hunting | 11 | \$ 149.41 | \$ 109.36 | | | | |
| Mining, Quarrying and Oil and Gas Extraction | 21 | \$ 2,431.62 | \$ 2,945.94 | | | | |
| Utilities | 22 | \$ 12,773.19 | \$ 12,904.54 | | | | |
| Construction | 23 | \$ 4,057.57 | \$ 2,613.13 | | | | |
| Manufacturing | 31-33 | \$ 13,221.50 | \$ 17,234.98 | | | | |
| Wholesale Trade | 42 | \$ 27,485.90 | \$ 43,996.21 | | | | |
| Retail Trade | 44-45 | \$ 152,229.76 | \$ 192,030.37 | | | | |
| Transportation and Warehousing | 48-49 | \$ 0.28 | \$ 5.83 | | | | |
| Information | 51 | \$ 7,973.38 | \$ 8,288.90 | | | | |
| Finance and Insurance | 52 | \$ 289.61 | \$ 247.62 | | | | |
| Real Estate and Rental and Leasing | 53 | \$ 3,056.36 | \$ 3,608.56 | | | | |
| Professional, Scientific and Technical Services | 54 | \$ 2,639.10 | \$ 4,790.54 | | | | |
| Management of Companies and Enterprises | 55 | \$ - | \$ - | | | | |
| Admin. Support and Waste Mgmt. and Remediation Svcs. | 56 | \$ 129.03 | \$ 156.52 | | | | |
| Educational Services | 61 | \$ 8.49 | \$ 22.98 | | | | |
| Health Care and Social Assistance | 62 | \$ 392.75 | \$ 260.61 | | | | |
| Arts, Entertainment and Recreation | 71 | \$ 1,318.84 | \$ 1,571.71 | | | | |
| Accommodation and Food Services | 72 | \$ 19,514.61 | \$ 17,237.07 | | | | |
| Other Services (except Public Administration) | 81 | \$ 5,861.92 | \$ 3,673.02 | | | | |
| Public Administration | 92 | \$ - | \$ 10.20 | | | | |
| Total Month | | \$ 253,533.32 | \$ 314,269.71 | | | | |
| TOTAL YEAR | | | | | | | |
| 2019 | | \$ 973,593.51 | | | | | |
| 2020 | | \$ 1,135,192.46 | | | | | |