

MARCH 2019
MOFFAT COUNTY



FINANCIAL REPORTS

| Account Number | 2019 Adjusted Budget | March Expenditures | YTD Expenditures | YTD Encumbrances | Current Balance | Percent Used |
|--|-----------------------------|---------------------------|-------------------------|-------------------------|------------------------|---------------------|
| 01 GENERAL | | | | | | |
| 01-0100 COMMISSIONERS | 496,514.00 | 29,473.38 | 118,585.82 | 42,633.50 | 335,294.68 | 32.47 |
| 01-0300 CLERK & RECORDER | 515,996.70 | 35,375.80 | 104,455.64 | 370.80 | 411,170.26 | 20.32 |
| 01-0400 ELECTIONS | 76,700.00 | 284.44 | 33,956.91 | 5,396.47 | 37,346.62 | 51.31 |
| 01-0500 TREASURER | 374,468.00 | 29,218.13 | 80,029.75 | 126.21 | 294,312.04 | 21.41 |
| 01-0501 PUBLIC TRUSTEE | 18,269.00 | 1,111.92 | 3,480.16 | 460.54 | 14,328.30 | 21.57 |
| 01-0600 ASSESSOR | 453,953.00 | 36,568.42 | 95,649.18 | 9,318.34 | 348,985.48 | 23.12 |
| 01-0700 GROUNDS & BUILDING | 736,112.00 | 53,841.49 | 145,614.69 | 22,193.98 | 568,303.33 | 22.80 |
| 01-1000 FINANCE | 274,654.00 | 16,575.56 | 55,038.87 | 341.15 | 219,273.98 | 20.16 |
| 01-1201 LAND USE | 164,466.00 | 13,643.16 | 35,881.70 | 1,170.00 | 127,414.30 | 22.53 |
| 01-1300 PUBLIC INFORMATION ADVISOR | 34,324.00 | 1,418.83 | 4,167.03 | - | 30,156.97 | 12.14 |
| 01-1400 HUMAN RESOURCE | 405,632.00 | 16,236.84 | 196,068.68 | 1,450.00 | 208,113.32 | 48.69 |
| 01-1500 DISTRICT ATTORNEY | 413,390.00 | 34,449.17 | 103,347.51 | 310,042.49 | - | 100.00 |
| 01-1600 INFORMATION SYSTEMS | 470,490.00 | 27,009.83 | 138,824.46 | 61,132.22 | 270,533.32 | 42.50 |
| 01-1700 ATTORNEY | 226,926.00 | 15,796.34 | 45,937.20 | - | 180,988.80 | 20.24 |
| 01-1801 DEVELOPMENT SERVICES | 203,704.00 | 11,990.21 | 35,062.57 | 299.80 | 168,341.63 | 17.36 |
| 01-1900 SURVEYOR | 24,793.00 | 2,047.17 | 5,926.60 | - | 18,866.40 | 23.90 |
| 01-2000 SHERIFF | 1,686,959.93 | 127,452.53 | 353,131.29 | 3,296.02 | 1,330,532.62 | 21.13 |
| 01-2200 CORONER | 124,220.00 | 7,092.23 | 14,945.43 | 5,750.00 | 103,524.57 | 16.66 |
| 01-2300 EMERGENCY MANAGEMENT | 43,136.00 | 2,547.37 | 8,836.13 | - | 34,299.87 | 20.48 |
| 01-2301 EMERGENCY MANAGEMENT AMBULANCE | 93,076.00 | 1,732.09 | 2,116.59 | - | 90,959.41 | 2.27 |
| 01-2400 FIRE CONTROL | 114,627.00 | 450.11 | 8,740.14 | - | 105,886.86 | 7.62 |
| 01-2800 HAMILTON HALL | 6,567.43 | 165.50 | 434.63 | - | 6,132.80 | 6.62 |
| 01-3000 MAYBELL | 100,634.51 | 1,894.94 | 4,342.57 | 675.00 | 95,616.94 | 4.99 |
| 01-3100 MAYBELL AMBULANCE | 60,944.23 | 3,553.23 | 8,540.41 | 2,812.99 | 49,590.83 | 18.63 |
| 01-3200 MAYBELL FIRE | 40,631.59 | 2,066.34 | 5,974.33 | - | 34,657.26 | 14.70 |
| 01-3300 PEST MANAGEMENT | 305,101.00 | 6,161.51 | 17,689.28 | 10,690.67 | 276,721.05 | 9.30 |
| 01-3900 COUNTY FAIR | 151,620.82 | 684.94 | 5,613.34 | 4,532.66 | 141,474.82 | 6.69 |
| 01-4000 EXTENSION | 134,649.00 | 8,235.98 | 22,081.13 | 917.22 | 111,650.65 | 17.08 |
| 01-4200 FAIRGROUNDS | 267,060.00 | 17,747.22 | 46,187.17 | 964.41 | 219,908.42 | 17.66 |
| 01-4500 VETERANS OFFICER | 25,559.00 | 1,476.53 | 4,237.02 | - | 21,321.98 | 16.58 |
| 01-4600 CEMETERY | 115,194.00 | 6,643.87 | 18,054.31 | 1,012.26 | 96,127.43 | 16.55 |
| 01-4701 YOUTH SERVICES-C.I.T. | 160,287.18 | 13,109.35 | 34,825.65 | - | 125,461.53 | 21.73 |
| 01-4900 PARKS & REC | 193,612.00 | 13,846.50 | 37,424.67 | - | 156,187.33 | 19.33 |
| 01-4902 SHERMAN YOUTH CAMP | 19,505.00 | - | - | - | 19,505.00 | - |
| 01-5106 TRANSFER TO/FROM AIRPORT | 44,610.00 | - | - | - | 44,610.00 | - |
| 01-5112 TRANSFERIN/OUT LIBRARY | 90,857.00 | - | 90,857.00 | - | - | 100.00 |
| 01-5115 SENIOR CITIZENS | 116,780.00 | - | 116,780.00 | - | - | 100.00 |
| 01-5121 TRANSFER TO/FROM PSC JAIL | 1,563,999.00 | - | 781,999.00 | - | 782,000.00 | 50.00 |
| 01-5200 HEALTH ALLOTMENTS | 220,397.00 | - | 10,000.00 | 210,397.00 | - | 100.00 |
| 01-5300 OTHER ADMINISTRATION | 1,043,760.00 | 39,863.26 | 189,723.58 | - | 854,036.42 | 18.18 |
| 01-5400 CONTRIBUTIONS | 42,300.00 | 7,500.00 | 18,500.00 | 21,800.00 | 2,000.00 | 95.27 |

March 2019

| Account Number | 2019 Adjusted Budget | March Expenditures | YTD Expenditures | YTD Encumbrances | Current Balance | Percent Used |
|--------------------------------------|-----------------------------|---------------------------|-------------------------|-------------------------|------------------------|---------------------|
| 01-5500 COMMUNITY SAFETY | 66,500.00 | 4,079.00 | 10,079.00 | 56,421.00 | - | 100.00 |
| GENERAL | 11,722,979.39 | 591,343.19 | 3,013,139.44 | 774,204.73 | 7,935,635.22 | 32.31 |
| 02 ROAD & BRIDGE | | | | | | |
| 02-0100 ROAD & BRIDGE MAINT ROAD | 3,783,908.00 | 242,105.63 | 717,527.62 | 28,243.71 | 3,038,136.67 | 19.71 |
| 02-0200 ROAD & BRIDGE MAINT EQUIP | 1,548,614.31 | 113,926.45 | 282,080.80 | 148,133.55 | 1,118,399.96 | 27.78 |
| 02-0300 ROAD & BRIDGE CAPITAL OUTLAY | 738,346.00 | - | - | 55,440.00 | 682,906.00 | 7.51 |
| 02-0400 ROAD & BRIDGE ADMINISTRATION | 374,376.00 | 21,025.81 | 169,016.17 | 6,366.20 | 198,993.63 | 46.85 |
| 02-0500 ROAD & BRIDGE TRANSFERS | 40,000.00 | 3,685.48 | 9,844.56 | - | 30,155.44 | 24.61 |
| 02-0600 CAPITAL PROJECTS | 1,561,000.00 | - | - | - | 1,561,000.00 | - |
| 02-1500 ROAD & BRIDGE COUNTY OTHER | 94,900.00 | 6,845.50 | 12,943.34 | 29,066.46 | 52,890.20 | 44.27 |
| ROAD & BRIDGE | 8,141,144.31 | 387,588.87 | 1,191,412.49 | 267,249.92 | 6,682,481.90 | 17.92 |
| 04 LANDFILL | | | | | | |
| 04-1000 LANDFILL | 1,202,444.00 | 36,843.33 | 106,985.14 | 293,850.83 | 801,608.03 | 33.34 |
| LANDFILL | 1,202,444.00 | 36,843.33 | 106,985.14 | 293,850.83 | 801,608.03 | 33.34 |
| 06 AIRPORT | | | | | | |
| 06-0100 AIRPORT | 89,221.00 | 4,580.03 | 12,984.61 | 3,370.04 | 72,866.35 | 18.33 |
| AIRPORT | 89,221.00 | 4,580.03 | 12,984.61 | 3,370.04 | 72,866.35 | 18.33 |
| 07 EMERGENCY-911 | | | | | | |
| 07-0100 EMERGENCY 911 | 142,500.00 | 1,533.70 | 2,822.67 | 792.00 | 138,885.33 | 2.54 |
| EMERGENCY-911 | 142,500.00 | 1,533.70 | 2,822.67 | 792.00 | 138,885.33 | 2.54 |
| 08 CAPITAL PROJECTS | | | | | | |
| 08-0100 CAPITAL PROJECTS | 620,101.84 | 4,853.60 | 12,166.91 | 4,351.06 | 603,583.87 | 2.66 |
| CAPITAL PROJECTS | 620,101.84 | 4,853.60 | 12,166.91 | 4,351.06 | 603,583.87 | 2.66 |
| 11 CONSERVATION TRUST | | | | | | |
| 11-0100 CONSERVATION TRUST | 168,200.00 | 145.36 | 148.92 | - | 168,051.08 | 0.09 |
| CONSERVATION TRUST | 168,200.00 | 145.36 | 148.92 | - | 168,051.08 | 0.09 |
| 12 LIBRARY FUND | | | | | | |
| 12-0100 MOFFAT COUNTY/CRAIG | 485,783.74 | 25,696.63 | 80,757.38 | 1,798.60 | 403,227.76 | 16.99 |
| 12-5300 ALLOTMENTS MISCELLANEOUS | 300.00 | 15.14 | 107.77 | - | 192.23 | 35.92 |
| LIBRARY FUND | 486,083.74 | 25,711.77 | 80,865.15 | 1,798.60 | 403,419.99 | 17.01 |
| 13 MAYBELL SANITATION | | | | | | |
| 13-0100 MAYBELL SANITATION | 48,242.00 | 495.32 | 1,357.40 | - | 46,884.60 | 2.81 |
| MAYBELL SANITATION | 48,242.00 | 495.32 | 1,357.40 | - | 46,884.60 | 2.81 |

March 2019

| Account Number | 2019 Adjusted Budget | March Expenditures | YTD Expenditures | YTD Encumbrances | Current Balance | Percent Used |
|--|-----------------------------|---------------------------|-------------------------|-------------------------|------------------------|---------------------|
| 14 HEALTH & WELFARE | | | | | | |
| 14-0100 HEALTH & WELFARE TRUST | 3,955,565.00 | 343,513.98 | 757,337.13 | - | 3,198,227.87 | 19.15 |
| HEALTH & WELFARE | 3,955,565.00 | 343,513.98 | 757,351.53 | - | 3,198,213.47 | 19.15 |
| 15 SENIOR CITIZENS | | | | | | |
| 15-0100 SENIOR CITIZENS - ADMIN | 17,578.00 | 1,295.81 | 3,760.34 | - | 13,817.66 | 21.39 |
| 15-0200 SENIOR CITIZENS - BUS | 62,350.00 | 4,295.54 | 13,623.89 | - | 48,726.11 | 21.85 |
| 15-0300 SENIOR CITIZENS - MEAL PROGRAM | 130,348.00 | 6,691.90 | 19,136.18 | 4,979.33 | 106,232.49 | 18.50 |
| SENIOR CITIZENS | 210,276.00 | 12,283.25 | 36,520.41 | 4,979.33 | 168,776.26 | 19.74 |
| 16 INTERNAL SERVICE FUND | | | | | | |
| 16-0100 CENTRAL DUPLICATING | 12,100.00 | 1,192.86 | 3,373.27 | - | 8,726.73 | 27.88 |
| INTERNAL SERVICE FUND | 12,100.00 | 1,192.86 | 3,373.27 | - | 8,726.73 | 27.88 |
| 17 LEASE PURCHASE | | | | | | |
| 17-0100 DEBT SERVICE FUND | 744,788.00 | - | 4,250.00 | - | 740,538.00 | 0.57 |
| LEASE PURCHASE | 744,788.00 | - | 4,250.00 | - | 740,538.00 | 0.57 |
| 18 TELECOMMUNICATION SERVICES | | | | | | |
| 18-0100 PUBLIC SAFETY CENTER | 26,720.00 | - | 7,293.92 | - | 19,426.08 | 27.30 |
| TELECOMMUNICATION SERVICES | 26,720.00 | - | 7,293.92 | - | 19,426.08 | 27.30 |
| 19 MO CO TOURISM ASSOC | | | | | | |
| 19-0100 MO CO TOURISM ASSOCIATION | 157,221.00 | 7,002.99 | 40,009.72 | 2,990.54 | 114,220.74 | 27.35 |
| MO CO TOURISM ASSOC | 157,221.00 | 7,002.99 | 40,009.72 | 2,990.54 | 114,220.74 | 27.35 |
| 21 PSC-JAIL | | | | | | |
| 21-0100 JAIL FUND | 1,916,099.00 | 147,195.62 | 447,998.98 | 93,894.84 | 1,374,205.18 | 28.28 |
| 21-0700 GROUNDS & BUILDING | 413,202.00 | 14,328.43 | 34,405.98 | - | 378,796.02 | 8.33 |
| 21-5117 TRANSFER OUT/IN DEBT SERVICE | 741,788.00 | - | 4,250.00 | - | 737,538.00 | 0.57 |
| PSC-JAIL | 3,071,089.00 | 161,524.05 | 486,654.96 | 93,894.84 | 2,490,539.20 | 18.90 |
| 22 HUMAN SERVICES | | | | | | |
| 22-0905 MEDICAID TRANSPORTATION | 50,000.00 | 4,449.16 | 10,514.11 | 10,112.69 | 29,373.20 | 41.25 |
| 22-1298 IVE WAIVER FAMILY ENGAGEMENT | 26,605.00 | 144.96 | 1,256.04 | - | 25,348.96 | 4.72 |
| 22-1502 PATHWAY TO SUCCESS | 10,000.00 | - | - | - | 10,000.00 | - |
| 22-1545 CASEY FOUNDATION | 500.00 | - | - | - | 500.00 | - |
| 22-1845 Mental Health & Sub Abuse | 204,501.00 | 4,470.00 | 14,102.50 | - | 190,398.50 | 6.90 |
| 22-1888 CORE SERVICES | 239,523.00 | 8,605.16 | 17,764.03 | 13.62 | 221,745.35 | 7.42 |
| 22-2300 Child Care | 232,361.00 | 7,478.09 | 28,049.99 | 9.41 | 204,301.60 | 12.08 |
| 22-2685 COLORADO COMMUNITY RESPONSE | 70,071.00 | 2,289.26 | 10,657.71 | 18.55 | 59,394.74 | 15.24 |

March 2019

| Account Number | 2019 Adjusted Budget | March Expenditures | YTD Expenditures | YTD Encumbrances | Current Balance | Percent Used |
|--|-----------------------------|---------------------------|-------------------------|-------------------------|------------------------|---------------------|
| 22-2810 CHAFEE PROGRAM | 34,472.00 | - | - | - | 34,472.00 | - |
| 22-3200 CHILD WELFARE | 1,392,147.00 | 87,228.07 | 304,645.07 | 11,810.42 | 1,075,691.51 | 22.73 |
| 22-4050 OAP | 99,500.00 | 11,862.88 | 33,422.17 | - | 66,077.83 | 33.59 |
| 22-4200 Colorado Works | 437,667.00 | 26,033.80 | 71,552.93 | 3,378.01 | 362,736.06 | 17.12 |
| 22-4875 AND | 25,000.00 | 2,871.55 | 11,493.30 | - | 13,506.70 | 45.97 |
| 22-5000 LEAP | 148,246.00 | 4,775.19 | 60,126.97 | 304.22 | 87,814.81 | 40.76 |
| 22-6000 FOOD STAMPS | 2,102,000.00 | 158,251.32 | 502,665.76 | 220.00 | 1,599,114.24 | 23.92 |
| 22-6155 EMPLOYMENT 1ST | 61,205.00 | 3,043.52 | 7,762.47 | 1,767.30 | 51,675.23 | 15.57 |
| 22-6900 COLORADO REFUGEE & IMMIGRATION | 200.00 | - | - | - | 200.00 | - |
| 22-7000 REG ADMIN | 649,367.00 | 47,996.72 | 149,534.00 | 2,185.32 | 497,647.68 | 23.36 |
| 22-8000 CHILD SUPPORT | 187,515.00 | 16,651.11 | 44,401.56 | 1,829.02 | 141,284.42 | 24.65 |
| 22-8020 IVD FEDERAL INCENTIVES | - | 0.00 | 5,194.38 | 0.00 | -5,194.38 | 0.00 |
| 22-8030 IVD STATE INCENTIVES | 36,000.00 | 28,028.00 | 28,028.00 | - | 7,972.00 | 77.86 |
| 22-8500 AFDC RTND - CO PORTION OF COLLECTION | (35,000.00) | (2,892.45) | (7,527.23) | - | (27,472.77) | 21.51 |
| 22-9277 FOSTER CARE RETENTION GRANT | 800.00 | - | - | - | 800.00 | - |
| 22-9900 GA/WG | 4,000.00 | 112.92 | 282.77 | - | 3,717.23 | 7.07 |
| 22-9930 FRAUD INCENTIVES | 14,623.00 | 200.69 | 200.69 | - | 14,422.31 | 1.37 |
| HUMAN SERVICES | 5,991,303.00 | 411,599.95 | 1,294,127.22 | 31,648.56 | 4,665,527.22 | 22.13 |
| | | | | | | |
| 27 SUNSET MEADOWS 1 | | | | | | |
| 27-0101 ADMINISTRATION | 116,136.00 | 7,204.17 | 24,012.68 | 484.94 | 91,638.38 | 21.09 |
| 27-0102 UTILITIES | 67,363.00 | 6,487.09 | 14,990.49 | - | 52,372.51 | 22.25 |
| 27-0103 OPERATING & MAINTENANCE | 344,646.00 | 7,186.20 | 47,498.12 | 1,978.90 | 295,168.98 | 14.36 |
| 27-0104 FINANCIAL | 38,268.00 | - | - | - | 38,268.00 | - |
| SUNSET MEADOWS 1 | 566,413.00 | 20,877.46 | 86,501.29 | 2,463.84 | 477,447.87 | 15.71 |
| | | | | | | |
| 28 SUNSET MEADOWS II | | | | | | |
| 28-0101 ADMINISTRATION | 116,993.00 | 6,773.70 | 23,218.42 | 382.30 | 93,392.28 | 20.17 |
| 28-0102 UTILITIES | 71,766.00 | 6,166.72 | 13,631.63 | - | 58,134.37 | 18.99 |
| 28-0103 OPERATING & MAINTENANCE | 180,886.00 | 6,692.47 | 14,898.65 | 3,619.56 | 162,367.79 | 10.24 |
| 28-0104 FINANCIAL | 98,596.00 | 1,613.21 | 3,226.42 | 16,132.10 | 79,237.48 | 19.63 |
| SUNSET MEADOWS II | 468,241.00 | 21,246.10 | 54,975.12 | 20,133.96 | 393,131.92 | 16.04 |
| | | | | | | |
| 29 MUSEUM | | | | | | |
| 29-0100 MUSEUM | 279,376.00 | 18,545.85 | 52,827.74 | 2,825.71 | 223,722.55 | 19.92 |
| MUSEUM | 279,376.00 | 18,545.85 | 52,827.74 | 2,825.71 | 223,722.55 | 19.92 |

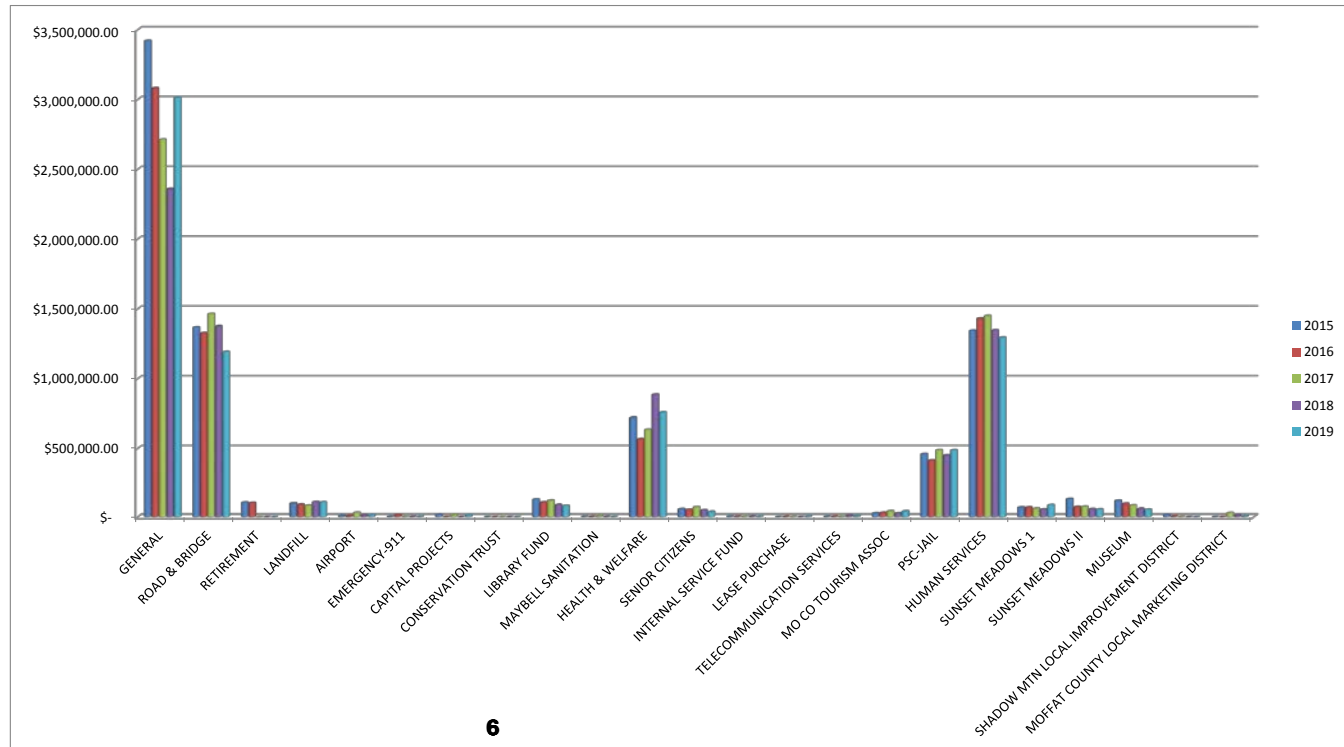
March 2019

| Account Number | 2019 Adjusted Budget | March Expenditures | YTD Expenditures | YTD Encumbrances | Current Balance | Percent Used |
|---|-----------------------------|---------------------------|-------------------------|-------------------------|------------------------|---------------------|
| 30 SHADOW MTN LID | | | | | | |
| 30-0100 Shadow Mtn Local Improvement District | 97,864.00 | 52.00 | 52.00 | - | 97,812.00 | 0.05 |
| SHADOW MTN LOCAL IMPROVEMENT DISTRICT | 97,864.00 | 52.00 | 52.00 | - | 97,812.00 | 0.05 |
| MOFFAT COUNTY LOCAL MARKETING DISTRICT | | | | | | |
| 00-6110 MCLMD-INSURANCE | 0.00 | - | 1,817.29 | - | (1,817.29) | - |
| 00-6124 MCLMD-TOURISM PROJECTS & DEVELOPMENT | 50,000.00 | 3,521.00 | 3,521.00 | - | 46,479.00 | 7.04 |
| 00-6326 MCLMD - EVENT FUNDING | 50,000.00 | - | - | - | 50,000.00 | - |
| 02-0000 OPERATING GROUP BUDGET | 275,000.00 | - | - | - | 275,000.00 | - |
| Total MOFFAT COUNTY LOCAL MARKETING DISTRICT | 375,000.00 | 3,521.00 | 5,338.29 | 0.00 | 369,661.71 | 1.42 |
| Grand Total | 38,576,872.28 | 2,054,454.66 | 7,251,158.20 | 1,504,553.96 | 29,821,160.12 | 22.70 |

EXPENDITURES BY FUND

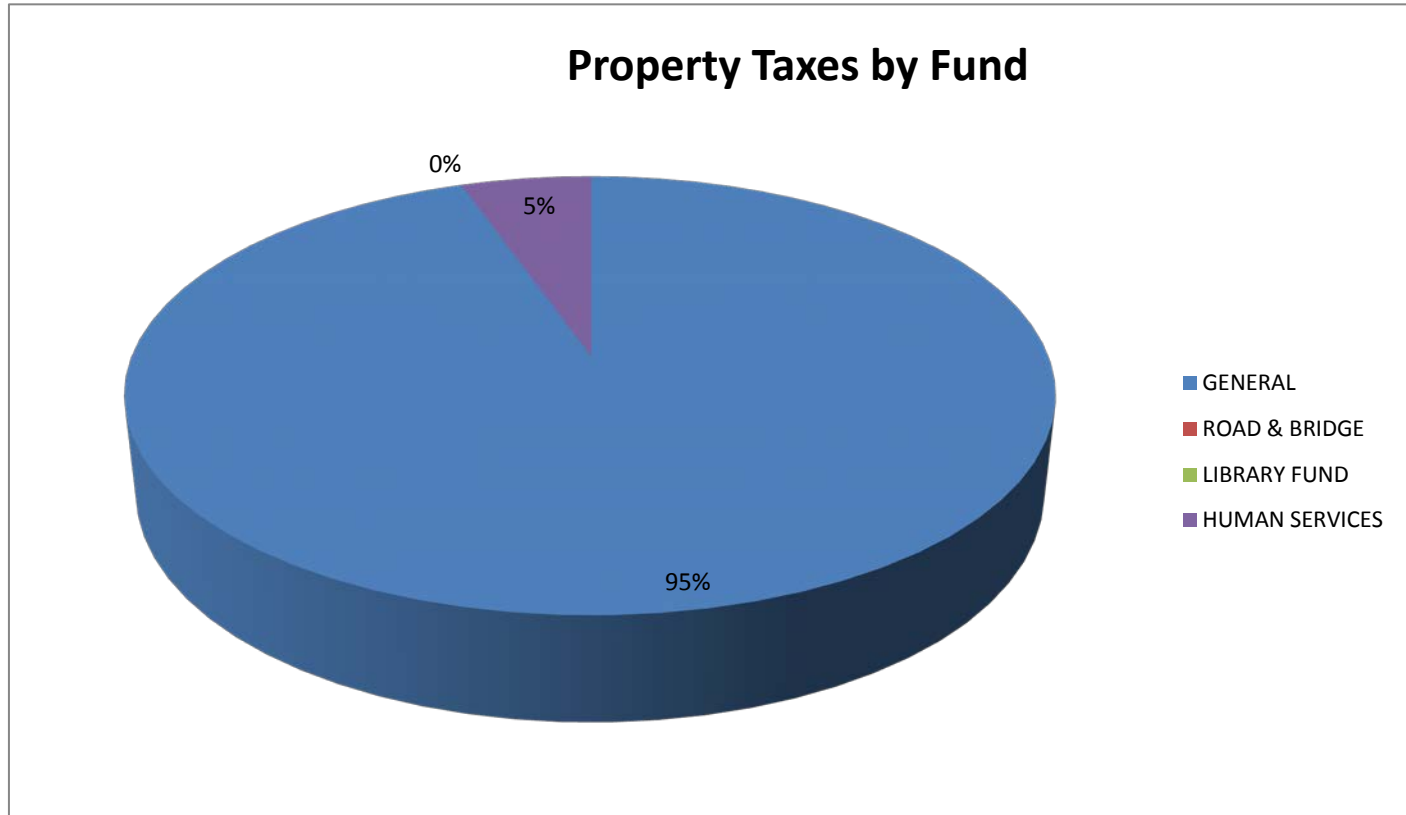
March Expense

| FUND | 2015 | 2016 | 2017 | 2018 | 2019 |
|--|------------------------|------------------------|------------------------|------------------------|------------------------|
| | YTD EXP | YTD EXP | YTD EXP | YTD EXP | YTD EXP |
| GENERAL | \$ 3,419,908.21 | \$ 3,079,640.66 | \$ 2,711,195.85 | \$ 2,358,008.75 | \$ 3,013,139.44 |
| ROAD & BRIDGE | \$ 1,366,575.81 | \$ 1,324,660.91 | \$ 1,462,586.40 | \$ 1,374,166.51 | \$ 1,191,412.49 |
| RETIREMENT | \$ 105,188.11 | \$ 101,687.56 | \$ - | \$ - | \$ - |
| LANDFILL | \$ 98,587.54 | \$ 89,556.42 | \$ 82,461.74 | \$ 108,921.12 | \$ 106,985.14 |
| AIRPORT | \$ 8,421.77 | \$ 8,748.47 | \$ 30,968.60 | \$ 12,619.26 | \$ 12,984.61 |
| EMERGENCY-911 | \$ 2,130.51 | \$ 14,872.57 | \$ 2,603.26 | \$ 2,580.76 | \$ 2,822.67 |
| CAPITAL PROJECTS | \$ 16,636.10 | \$ - | \$ 14,320.95 | \$ - | \$ 12,166.91 |
| CONSERVATION TRUST | \$ 91.41 | \$ 90.40 | \$ 89.75 | \$ 86.99 | \$ 148.92 |
| LIBRARY FUND | \$ 127,139.40 | \$ 106,538.95 | \$ 118,510.99 | \$ 87,472.14 | \$ 80,865.15 |
| MAYBELL SANITATION | \$ 2,555.74 | \$ 1,696.25 | \$ 6,305.49 | \$ 1,579.82 | \$ 1,357.40 |
| HEALTH & WELFARE | \$ 719,992.05 | \$ 565,784.77 | \$ 632,452.23 | \$ 884,925.52 | \$ 757,351.53 |
| SENIOR CITIZENS | \$ 57,471.80 | \$ 52,315.73 | \$ 70,362.80 | \$ 48,004.25 | \$ 36,520.41 |
| INTERNAL SERVICE FUND | \$ 3,597.38 | \$ 3,311.44 | \$ 3,580.02 | \$ 4,412.77 | \$ 3,373.27 |
| LEASE PURCHASE | \$ - | \$ 2,000.00 | \$ 2,000.00 | \$ - | \$ 4,250.00 |
| TELECOMMUNICATION SERVICES | \$ 3,178.64 | \$ 3,419.72 | \$ 2,561.70 | \$ 10,109.11 | \$ 7,293.92 |
| MO CO TOURISM ASSOC | \$ 26,456.33 | \$ 30,442.44 | \$ 40,516.45 | \$ 25,869.56 | \$ 40,009.72 |
| PSC-JAIL | \$ 458,764.72 | \$ 413,633.82 | \$ 487,016.15 | \$ 448,789.86 | \$ 486,654.96 |
| HUMAN SERVICES | \$ 1,342,919.18 | \$ 1,429,521.59 | \$ 1,447,573.79 | \$ 1,346,499.60 | \$ 1,294,127.22 |
| SUNSET MEADOWS 1 | \$ 68,326.49 | \$ 68,576.37 | \$ 60,044.86 | \$ 54,437.44 | \$ 86,501.29 |
| SUNSET MEADOWS II | \$ 131,028.07 | \$ 72,118.85 | \$ 73,578.42 | \$ 57,273.22 | \$ 54,975.12 |
| MUSEUM | \$ 117,418.16 | \$ 96,360.17 | \$ 84,292.60 | \$ 59,260.31 | \$ 52,827.74 |
| SHADOW MTN LOCAL IMPROVEMENT DISTRICT | \$ 16,166.75 | \$ 5,037.38 | \$ 1,676.75 | \$ - | \$ 52.00 |
| MOFFAT COUNTY LOCAL MARKETING DISTRICT | \$ - | \$ - | \$ 28,889.50 | \$ 11,175.76 | \$ 5,338.29 |
| TOTAL | \$ 8,092,554.17 | \$ 7,470,014.47 | \$ 7,363,588.30 | \$ 6,896,192.75 | \$ 7,251,158.20 |



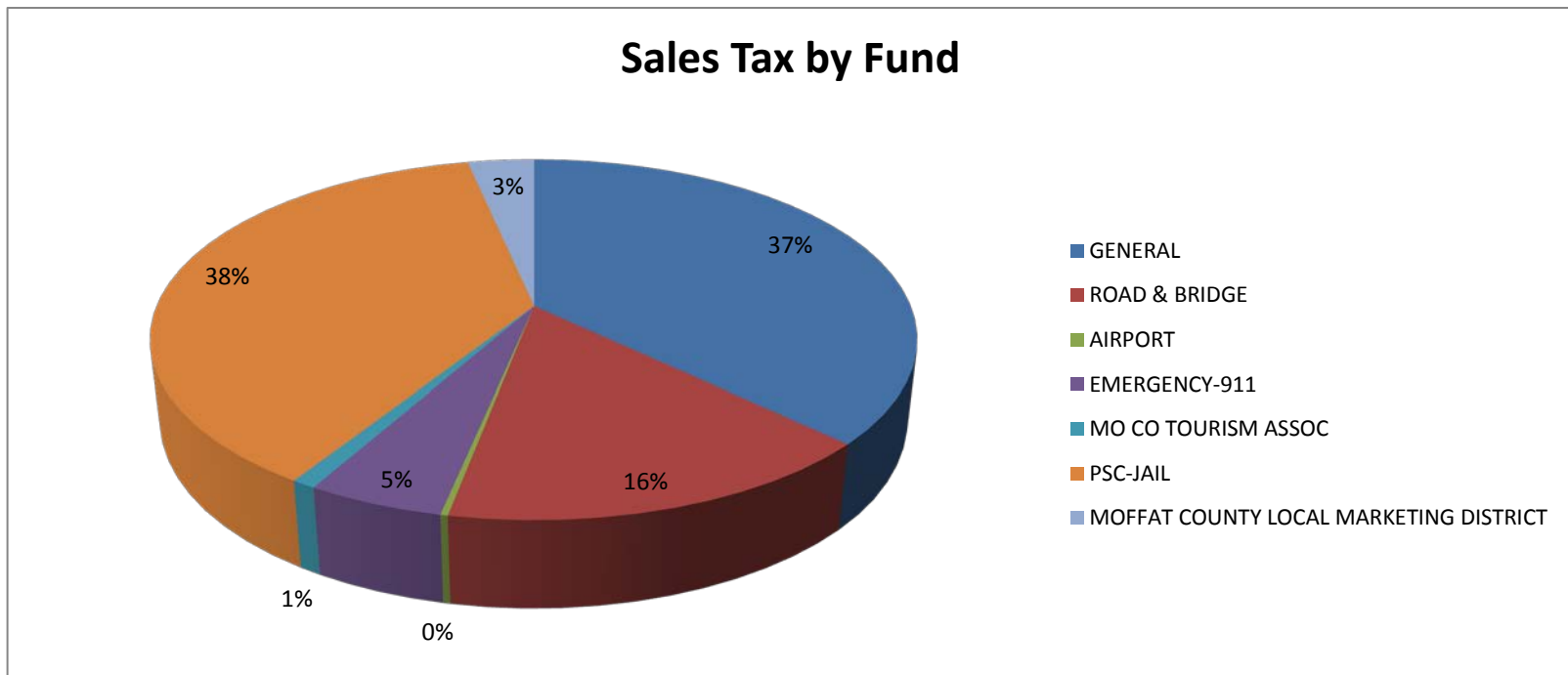
Property Taxes

| FUND | BEG BAL | YTD REV | % RCVD |
|----------------|------------------------|------------------------|---------------|
| GENERAL | \$ 7,947,271.00 | \$ 2,651,169.83 | 33.36% |
| ROAD & BRIDGE | \$ - | | 0.00% |
| LIBRARY FUND | | \$ (25.43) | 0.00% |
| HUMAN SERVICES | \$ 450,257.00 | \$ 150,100.99 | 33.34% |
| TOTAL | \$ 8,397,528.00 | \$ 2,801,245.39 | 33.36% |



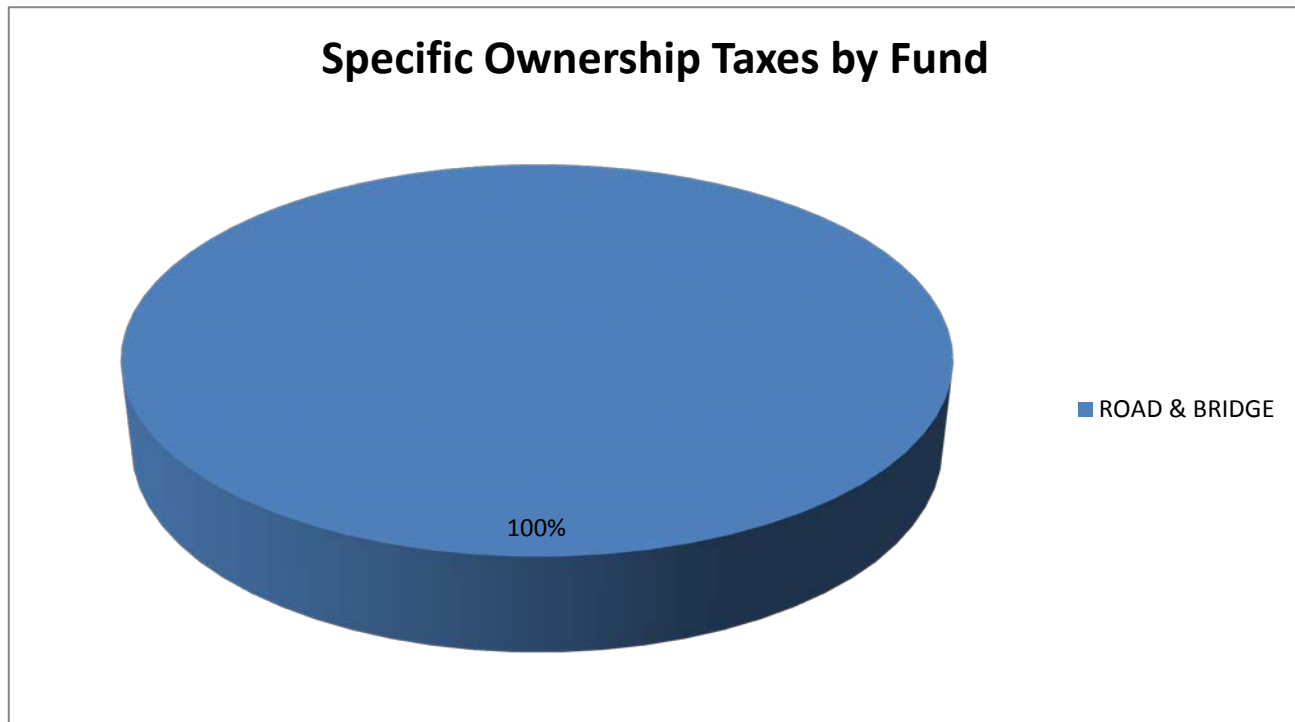
Sales Tax

| FUND | BEG BAL | YTD REV | % RCVD |
|--|------------------------|----------------------|--------------|
| GENERAL | \$ 1,157,093.00 | \$ 93,874.76 | 8.11% |
| ROAD & BRIDGE | \$ 660,000.00 | \$ 40,137.86 | 6.08% |
| AIRPORT | \$ 6,046.00 | \$ 666.44 | 11.02% |
| EMERGENCY-911 | \$ 100,000.00 | \$ 12,349.32 | 12.35% |
| MO CO TOURISM ASSOC | \$ 133,625.00 | \$ 2,190.79 | 1.64% |
| PSC-JAIL | \$ 1,049,388.00 | \$ 95,210.74 | 9.08% |
| MOFFAT COUNTY LOCAL MARKETING DISTRICT | \$ 250,000.00 | \$ 8,445.90 | 3.38% |
| TOTAL | \$ 3,356,152.00 | \$ 252,875.81 | 7.53% |



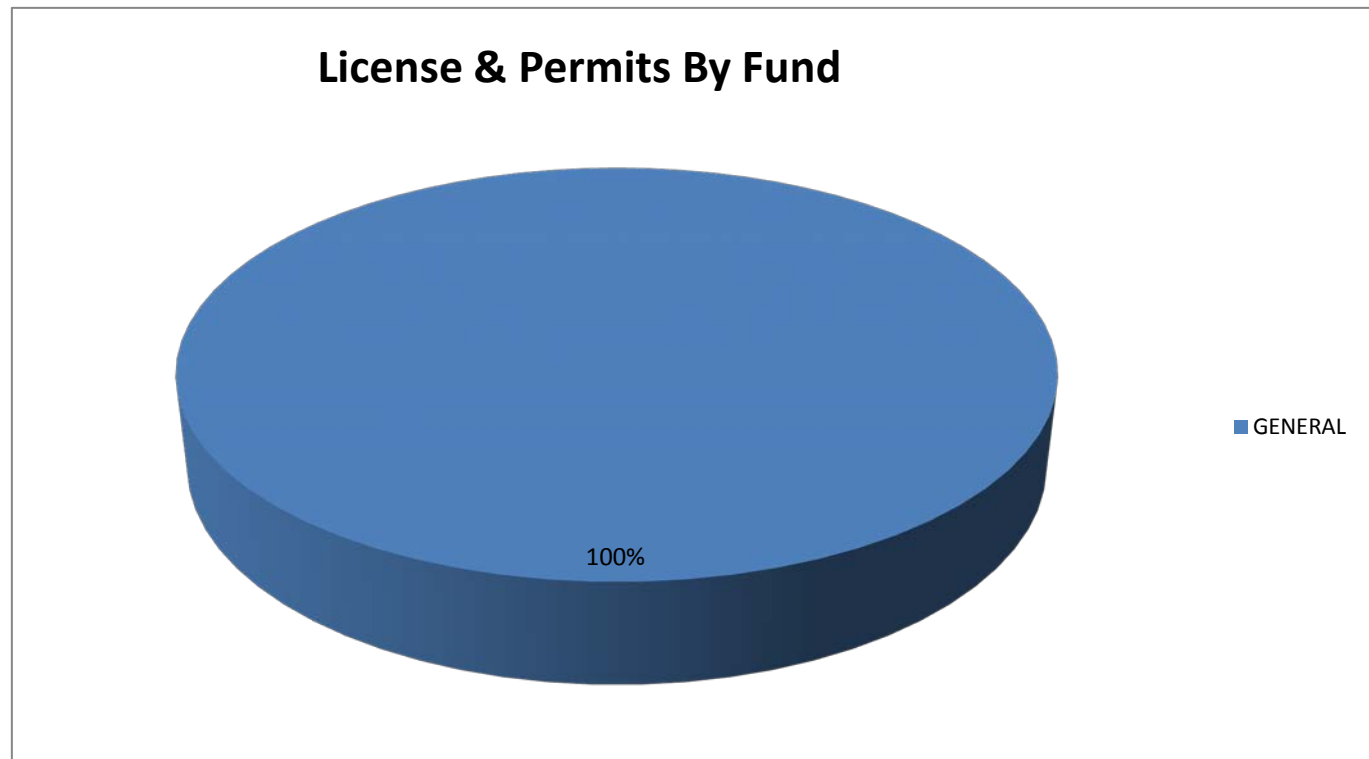
Specific Ownership Taxes

| FUND | BEG BAL | YTD REV | % RCVD |
|---------------|----------------------|----------------------|---------------|
| ROAD & BRIDGE | \$ 800,000.00 | \$ 249,140.64 | 31.14% |
| TOTAL | \$ 800,000.00 | \$ 249,140.64 | 31.14% |



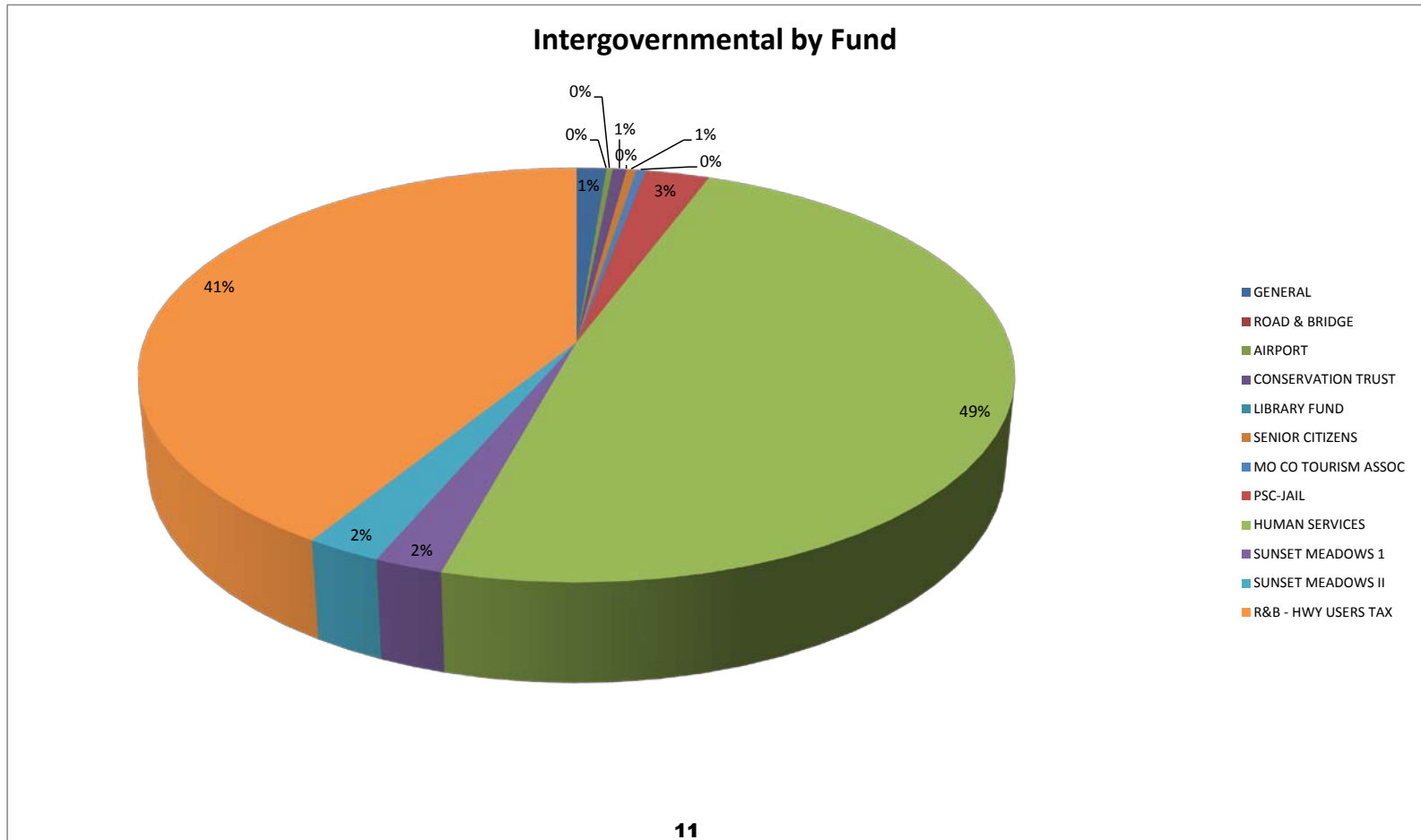
License & Permits

| FUND | BEG BAL | YTD REV | % RCVD |
|--------------|--------------------|--------------------|----------------|
| GENERAL | \$ 1,000.00 | \$ 1,400.00 | 140.00% |
| TOTAL | \$ 1,000.00 | \$ 1,400.00 | 140.00% |



Intergovernmental

| FUND | BEG BAL | YTD REV | % RVCD |
|---------------------|-------------------------|------------------------|---------------|
| GENERAL | \$ 545,235.40 | \$ 30,666.38 | 5.62% |
| ROAD & BRIDGE | \$ 1,482,833.00 | \$ 18.00 | 0.00% |
| AIRPORT | \$ 44,610.00 | \$ 6,487.95 | 14.54% |
| CONSERVATION TRUST | \$ 36,000.00 | \$ 14,303.73 | 39.73% |
| LIBRARY FUND | \$ 5,000.00 | \$ - | 0.00% |
| SENIOR CITIZENS | \$ 34,000.00 | \$ 9,959.00 | 29.29% |
| MO CO TOURISM ASSOC | \$ - | \$ 9,624.80 | 0.00% |
| PSC-JAIL | \$ 426,766.00 | \$ 65,831.20 | 15.43% |
| HUMAN SERVICES | \$ 5,254,372.00 | \$ 1,161,783.50 | 22.11% |
| SUNSET MEADOWS 1 | \$ 186,082.00 | \$ 52,510.00 | 28.22% |
| SUNSET MEADOWS II | \$ 270,695.00 | \$ 57,672.00 | 21.31% |
| R&B - HWY USERS TAX | \$ 4,300,000.00 | \$ 984,455.96 | 22.89% |
| TOTAL | \$ 12,585,593.40 | \$ 2,393,312.52 | 19.02% |



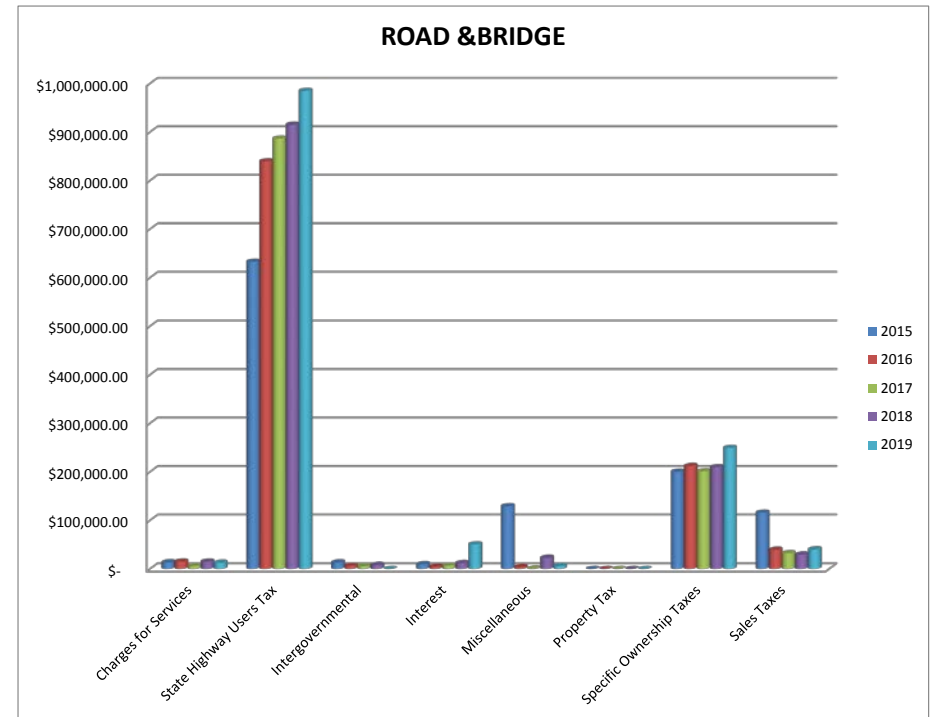
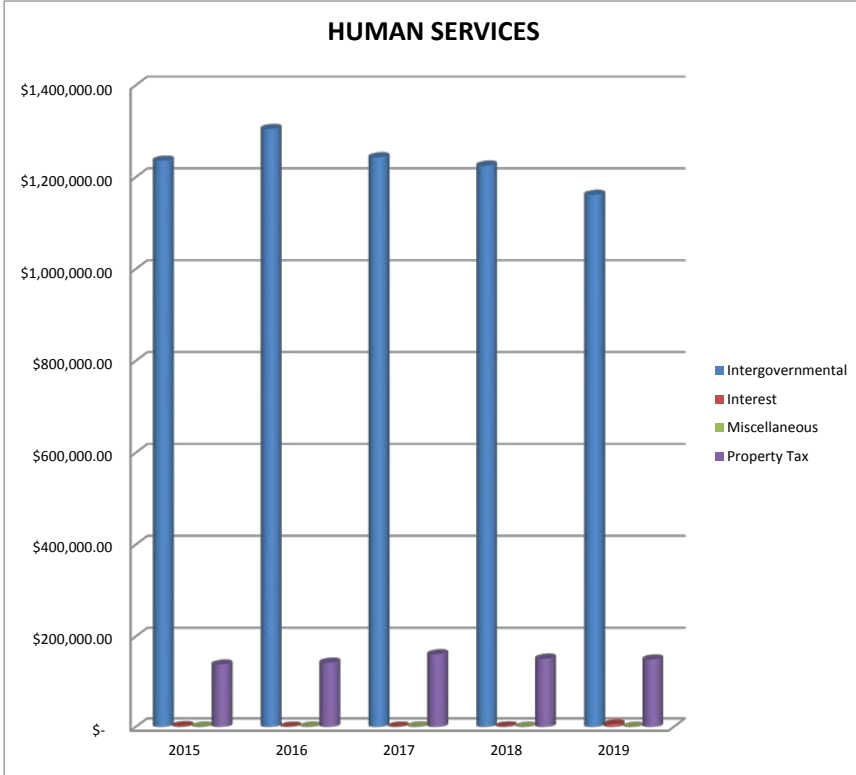
FUNDS WITH MAJOR INTERGOVERNMENTAL REVENUE

HUMAN SERVICES

| | 2015 | 2016 | 2017 | 2018 | 2019 |
|-------------------|------------------------|------------------------|------------------------|------------------------|------------------------|
| REVENUE SOURCES | YTD REV | YTD REV | YTD REV | YTD REV | YTD REV |
| Intergovernmental | \$ 1,236,083.39 | \$ 1,305,241.42 | \$ 1,243,305.97 | \$ 1,225,235.51 | \$ 1,161,783.50 |
| Interest | \$ 2,424.03 | \$ 934.15 | \$ 1,054.46 | \$ 1,621.68 | \$ 6,094.48 |
| Miscellaneous | \$ 665.12 | \$ 709.85 | \$ 1,145.09 | \$ 448.71 | \$ 345.86 |
| Property Tax | \$ 139,093.77 | \$ 143,157.59 | \$ 161,337.41 | \$ 151,711.32 | \$ 150,100.99 |
| TOTAL | \$ 1,378,266.31 | \$ 1,450,043.01 | \$ 1,406,842.93 | \$ 1,379,017.22 | \$ 1,318,324.83 |

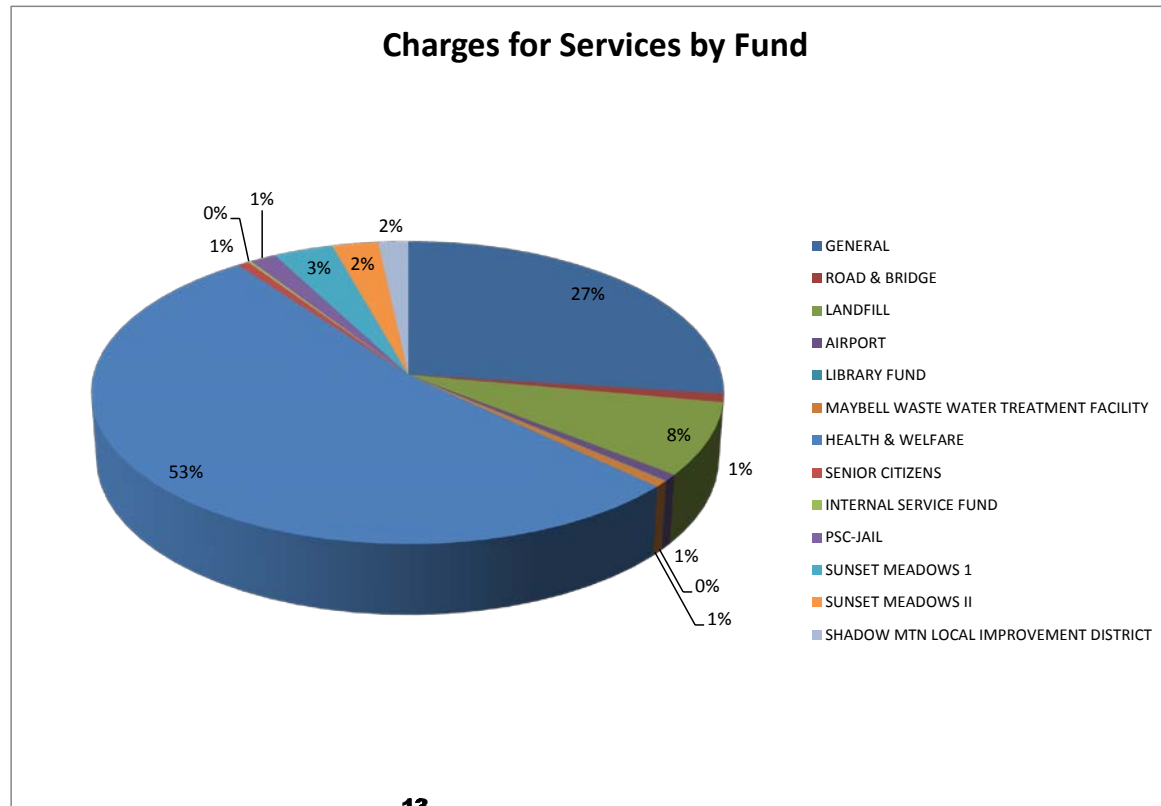
ROAD & BRIDGE

| | 2015 | 2016 | 2017 | 2018 | 2019 |
|--------------------------|------------------------|------------------------|------------------------|------------------------|------------------------|
| REVENUE SOURCES | YTD REV | YTD REV | YTD REV | YTD REV | YTD REV |
| Charges for Services | \$ 13,313.69 | \$ 14,857.50 | \$ 6,135.11 | \$ 14,681.68 | \$ 12,529.22 |
| State Highway Users Tax | \$ 632,719.82 | \$ 839,705.02 | \$ 886,370.74 | \$ 914,840.91 | \$ 984,455.96 |
| Intergovernmental | \$ 13,092.87 | \$ 6,603.90 | \$ 5,811.64 | \$ 8,177.39 | \$ 18.00 |
| Interest | \$ 9,456.92 | \$ 4,626.35 | \$ 6,831.77 | \$ 11,853.21 | \$ 50,434.90 |
| Miscellaneous | \$ 129,080.21 | \$ 4,019.64 | \$ 743.14 | \$ 22,732.40 | \$ 6,269.11 |
| Property Tax | \$ - | \$ - | \$ - | \$ 44.23 | \$ - |
| Specific Ownership Taxes | \$ 200,189.51 | \$ 211,969.88 | \$ 201,085.21 | \$ 209,430.64 | \$ 249,140.64 |
| Sales Taxes | \$ 115,851.86 | \$ 39,401.73 | \$ 32,182.16 | \$ 29,418.08 | \$ 40,137.86 |
| TOTAL | \$ 1,113,704.88 | \$ 1,121,184.02 | \$ 1,139,159.77 | \$ 1,211,178.54 | \$ 1,342,985.69 |



Charges for Services

| FUND | BEG BAL | YTD REV | % RCVD |
|--|------------------------|------------------------|---------------|
| GENERAL | \$ 1,405,579.78 | \$ 376,137.32 | 26.76% |
| ROAD & BRIDGE | \$ 72,500.00 | \$ 12,529.22 | 17.28% |
| LANDFILL | \$ 976,000.00 | \$ 108,851.35 | 11.15% |
| AIRPORT | \$ 16,597.00 | \$ 9,342.00 | 56.29% |
| LIBRARY FUND | \$ 12,000.00 | \$ 885.35 | 7.38% |
| MAYBELL WASTE WATER TREATMENT FACILITY | \$ 36,960.00 | \$ 9,250.00 | 25.03% |
| HEALTH & WELFARE | \$ 3,217,419.00 | \$ 736,727.23 | 22.90% |
| SENIOR CITIZENS | \$ 40,345.00 | \$ 9,048.53 | 22.43% |
| INTERNAL SERVICE FUND | \$ 10,350.00 | \$ 2,564.84 | 24.78% |
| PSC-JAIL | \$ 89,000.00 | \$ 20,989.45 | 23.58% |
| SUNSET MEADOWS 1 | \$ 246,149.00 | \$ 47,430.40 | 19.27% |
| SUNSET MEADOWS II | \$ 150,577.00 | \$ 36,605.58 | 24.31% |
| SHADOW MTN LOCAL IMPROVEMENT DISTRICT | \$ 48,359.00 | \$ 24,015.63 | 49.66% |
| Total | \$ 6,321,835.78 | \$ 1,394,376.90 | 22.06% |



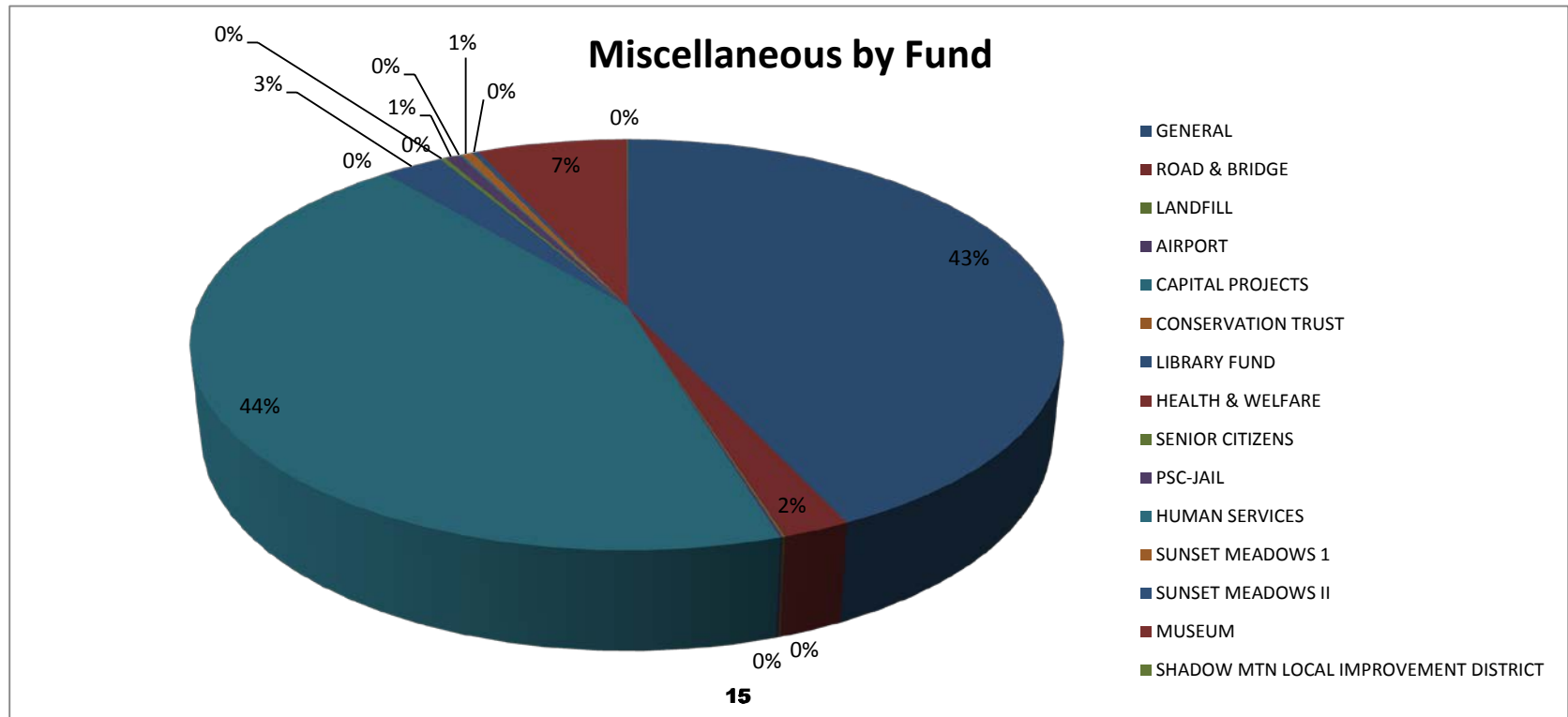
MARCH - CHARGES FOR SERVICES - ALL FUNDS

| FUND | | BEG BAL | YTD | % RCVD |
|---|--|------------------------|----------------------|--------------|
| GENERAL | | | | |
| 9400-4769 | CHG SERVICES-EMERG MNGMNT AMBULANCE | \$ 97,730.00 | \$ - | 0.00 |
| 9400-4772 | CHG SERVICES-ICE RINK | \$ 72,996.00 | \$ 26,068.11 | 35.71 |
| 9400-4773 | CHG SERVICES-PLANNING FEES | \$ 2,000.00 | \$ 550.00 | 27.50 |
| 9400-4774 | CHG SERVICES-CONTRACTOR REVENUE | \$ - | \$ 60.00 | 0.00 |
| 9400-4776 | CHG SERVICES-CAMPGROUND RENTAL/FEE SYC | \$ 10,853.00 | \$ 175.00 | 1.61 |
| 9400-4779 | CHG SERVICES-PENALTY ASSESSMENT | \$ 12,000.00 | \$ 2,065.00 | 17.21 |
| 9400-4780 | CHG SERVICES-SHERIFF'S FEES | \$ 30,000.00 | \$ 26,527.44 | 88.42 |
| 9400-4782 | CHG SERVICES-CLERK FEES | \$ 280,000.00 | \$ 51,770.49 | 18.49 |
| 9400-4783 | CHR SERVICES-TREASURER FEES | \$ 725,000.00 | \$ 238,793.81 | 32.94 |
| 9400-4784 | CHG SERVICES-ASSESSOR FEES | \$ 6,600.00 | \$ 1,401.46 | 21.23 |
| 9400-4785 | CHG SERVICES-P & R FEES | \$ 7,480.00 | \$ 375.00 | 5.01 |
| 9400-4786 | CHG SERVICES-FAIRGROUND FEES | \$ 14,300.00 | \$ 5,165.00 | 36.12 |
| 9400-4787 | CHG SERVICES-MAYBELL AMBULANCE FEES | \$ - | \$ 2,050.00 | 0.00 |
| 9400-4788 | CHG SERVICES-WEED CONTROL | \$ 11,535.00 | \$ 300.00 | 2.60 |
| 9400-4790 | CHG SERVICES-PUBLIC TRUSTE FEE | \$ 11,000.00 | \$ 2,833.34 | 25.76 |
| 9400-4791 | CHG SERVICES-P&R CONCESSIONS | \$ 500.00 | \$ 282.08 | 56.42 |
| 9400-4792 | CHG SERVICES-ELECTRONIC RECORDING | \$ 18,768.00 | \$ 4,641.00 | 24.73 |
| 9400-4795 | MISC REV-CABLE FRANCHISE FEE | \$ 4,346.00 | \$ - | 0.00 |
| 9400-4797 | CHG SERVICES-CEMETERY OPENINGS | \$ 10,000.00 | \$ 3,635.00 | 36.35 |
| 9400-4798 | CHG SERVICES-CEMETERY SALE OF LOTS | \$ 8,000.00 | \$ 2,980.00 | 37.25 |
| 9400-4799 | CHG SERVICES-CEMETERY VASES FOUNDATION | \$ 250.00 | \$ 63.59 | 25.44 |
| 9400-4835 | CHGS SRVCS - MAYBELL PARK CAMPSITES | \$ - | \$ 500.00 | 0.00 |
| 9400-4855 | MAYBELL PARK SHOWER FEES | \$ - | \$ 138.00 | 0.00 |
| 9400-4857 | CHG SERVICES-OVERNIGHT CAMPING FAIRGRNDS | \$ 2,583.00 | \$ - | 0.00 |
| 9400-4858 | CHG SERVICES-OVRNGHT CAMPING LOUDY SIMPS | \$ 200.00 | \$ - | 0.00 |
| 9400-4859 | CHG SERVICES-FAIRGROUNDS RV DUMP FEES | \$ 9,075.00 | \$ - | 0.00 |
| 9400-4860 | SB215 FEES | \$ 7,905.78 | \$ - | 0.00 |
| 9400-4861 | CHG SERV - FREEMAN/SHERMAN DAY USE FEES | \$ 2,343.00 | \$ - | 0.00 |
| 9400-4862 | CHG SERVICE- CLERK LATE FEES | \$ 60,115.00 | \$ 5,763.00 | 9.59 |
| Total GENERAL | | \$ 1,405,579.78 | \$ 376,137.32 | 26.76 |
| ROAD & BRIDGE | | | | |
| 9500-4841 | MISC REV-PERMITS | \$ 30,000.00 | \$ 5,415.00 | 18.05 |
| 9500-4842 | MISC REV-ESCROW UTILITY PERMIT BOND | \$ 1,000.00 | \$ - | 0.00 |
| 9600-4142 | LANDFILL GRAVEL | \$ 1,000.00 | \$ - | 0.00 |
| 9800-4950 | R&B REIMB-OTHER COUNTY DEPTS | \$ 40,000.00 | \$ 7,114.22 | 17.79 |
| 9800-4960 | R&B REIMB-CITY REVENUE | \$ 500.00 | \$ - | 0.00 |
| Total ROAD & BRIDGE | | \$ 72,500.00 | \$ 12,529.22 | 17.28 |
| LANDFILL | | | | |
| 9500-4789 | LNDFL MISC REV-FEES | \$ 975,000.00 | \$ 108,495.35 | 11.13 |
| 9500-4790 | LNDFL TIRES | \$ 1,000.00 | \$ 356.00 | 35.60 |
| Total LANDFILL | | \$ 976,000.00 | \$ 108,851.35 | 11.15 |
| AIRPORT | | | | |
| 9500-4802 | AIRPORT MISC REV-RENTS | \$ 16,597.00 | \$ 9,342.00 | 56.29 |
| Total AIRPORT | | \$ 16,597.00 | \$ 9,342.00 | 56.29 |
| LIBRARY FUND | | | | |
| 9400-4781 | LIB CHGS SERVICES-FINES & COLL | \$ 12,000.00 | \$ 885.35 | 7.38 |
| Total LIBRARY FUND | | \$ 12,000.00 | \$ 885.35 | 7.38 |
| MAYBELL WASTE WATER TREATMENT FACILITY | | | | |
| 9100-4723 | MYBL SAN-USER FEE | \$ 36,960.00 | \$ 9,250.00 | 25.03 |
| Total MAYBELL WASTE WATER TREATMENT FACILITY | | \$ 36,960.00 | \$ 9,250.00 | 25.03 |

| FUND | | BEG BAL | YTD | % RCVD |
|--|---------------------------------------|------------------------|------------------------|-----------------|
| HEALTH & WELFARE | | | | |
| 9400-4770 | H&W-PREMIUMS/MEDICAL/COUNTY | \$ 2,781,883.00 | \$ 636,485.42 | 22.88 |
| 9400-4772 | H&W-PREMIUMS/MEDICAL/COBRA | \$ 8,000.00 | \$ - | 0.00 |
| 9400-4773 | H&W-PREMIUMS/DENTAL/COUNTY | \$ 134,991.00 | \$ 38,896.83 | 28.81 |
| 9400-4778 | H&W-PREMIUMS/VISION/COUNTY | \$ 49,105.00 | \$ 11,309.22 | 23.03 |
| 9400-4780 | H&W-PREMIUMS/LIFE | \$ 14,800.00 | \$ 4,101.25 | 27.71 |
| 9400-4782 | H&W-EMPLOYEE CONTRIBUTIONS | \$ 198,192.00 | \$ 37,771.36 | 19.06 |
| 9400-4783 | H&W PREMIUMS LONG TERM DISABILITY | \$ 30,448.00 | \$ 8,163.15 | 26.81 |
| Total HEALTH & WELFARE | | \$ 3,217,419.00 | \$ 736,727.23 | 22.90 |
| SENIOR CITIZENS | | | | |
| 9500-4835 | SEN CIT-MEAL PROGRAM | \$ 40,345.00 | \$ 9,048.53 | 22.43 |
| Total SENIOR CITIZENS | | \$ 40,345.00 | \$ 9,048.53 | 22.43 |
| INTERNAL SERVICE | | | | |
| 9400-4791 | CNTRL DUP-PLAT MAPS | \$ 100.00 | \$ 160.00 | 160.00 |
| 9800-4603 | CNTRL DUP-REIMB WAREHOUSE | \$ 2,150.00 | \$ 261.48 | 12.16 |
| 9800-6103 | CNTRL DUP-TELEPHONE | \$ 8,100.00 | \$ 2,143.36 | 26.46 |
| Total INTERNAL SERVICE FUND | | \$ 10,350.00 | \$ 2,564.84 | \$ 24.78 |
| PSC-JAIL | | | | |
| 9200-4646 | PSC JAIL-WORK RELEASE | \$ 29,000.00 | \$ 6,132.88 | 21.15 |
| 9400-4780 | PSC JAIL-JAIL FEES | \$ 30,000.00 | \$ 3,327.15 | 11.09 |
| 9400-4793 | PCS JAIL - COST OF CARE/COUNTY INMATE | \$ 30,000.00 | \$ 11,529.42 | 38.43 |
| Total PSC-JAIL | | \$ 89,000.00 | \$ 20,989.45 | 23.58 |
| SUNSET MEADOWS 1 | | | | |
| 9500-5120 | MISC REV-TENANT RENT | \$ 232,805.00 | \$ 44,116.40 | 18.95 |
| 9500-5922 | MISC REV-AIR CONDITIONERS | \$ 2,520.00 | \$ 636.00 | 25.24 |
| 9500-5923 | MISC REV-TENANT CABLE INCOME | \$ 7,224.00 | \$ 1,778.00 | 24.61 |
| 9500-5925 | MISC REV-OFFICE & BEAUTY SHOP RENT | \$ 3,600.00 | \$ 900.00 | 25.00 |
| Total SUNSET MEADOWS 1 | | \$ 246,149.00 | \$ 47,430.40 | 19.27 |
| SUNSET MEADOWS II | | | | |
| 9500-5120 | MISC REV-TENANT RENT | \$ 140,777.00 | \$ 34,345.58 | 24.40 |
| 9500-5922 | MISC REV- AIR CONDITIONERS | \$ 2,600.00 | \$ 602.40 | 23.17 |
| 9500-5923 | MISC REV- TENANT CABLE INCOME | \$ 7,200.00 | \$ 1,657.60 | 23.02 |
| Total SUNSET MEADOWS II | | \$ 150,577.00 | \$ 36,605.58 | 24.31 |
| SHADOW MTN LOCAL IMPROVEMENT DISTRICT | | | | |
| 9400-4789 | CHG SERVICES-USER FEES | \$ 48,359.00 | \$ 24,015.63 | 49.66 |
| Total SHADOW MTN LOCAL IMPROVEMENT DISTRICT | | \$ 48,359.00 | \$ 24,015.63 | 49.66 |
| Grand Total | | \$ 6,321,835.78 | \$ 1,394,376.90 | 22.06 |

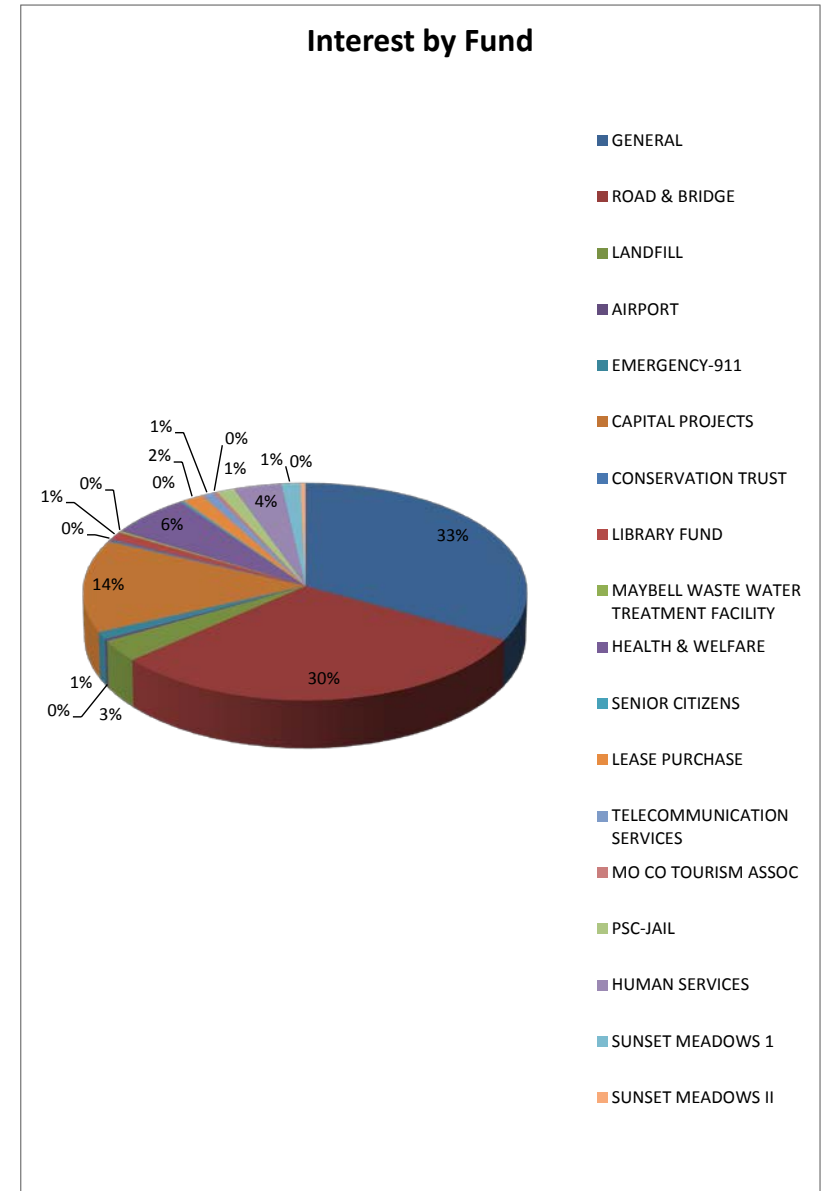
Miscellaneous

| FUND | BEG BAL | YTD REV | % RVCD |
|---------------------------------------|------------------------|----------------------|---------------|
| GENERAL | \$ 326,694.93 | \$ 128,008.17 | 39.18% |
| ROAD & BRIDGE | \$ 496,087.51 | \$ 6,269.11 | 1.26% |
| LANDFILL | \$ 1,300.00 | \$ 177.80 | 13.68% |
| AIRPORT | \$ - | \$ 300.00 | 0.00% |
| CAPITAL PROJECTS | \$ 52,801.84 | \$ 129,559.89 | 245.37% |
| CONSERVATION TRUST | \$ 116,000.00 | \$ - | 0.00% |
| LIBRARY FUND | \$ (4,692.74) | \$ 8,031.71 | -171.15% |
| HEALTH & WELFARE | \$ 220,000.00 | \$ - | 0.00% |
| SENIOR CITIZENS | \$ 2,800.00 | \$ 723.00 | 25.82% |
| PSC-JAIL | \$ 4,930.00 | \$ 1,930.00 | 39.15% |
| HUMAN SERVICES | \$ 2,500.00 | \$ 345.86 | 13.83% |
| SUNSET MEADOWS 1 | \$ 4,520.00 | \$ 1,496.10 | 33.10% |
| SUNSET MEADOWS II | \$ 4,800.00 | \$ 812.75 | 16.93% |
| MUSEUM | \$ 64,400.00 | \$ 19,695.24 | 30.58% |
| SHADOW MTN LOCAL IMPROVEMENT DISTRICT | \$ - | \$ 109.08 | 0.00% |
| TOTAL | \$ 1,292,141.54 | \$ 297,458.71 | 23.02% |



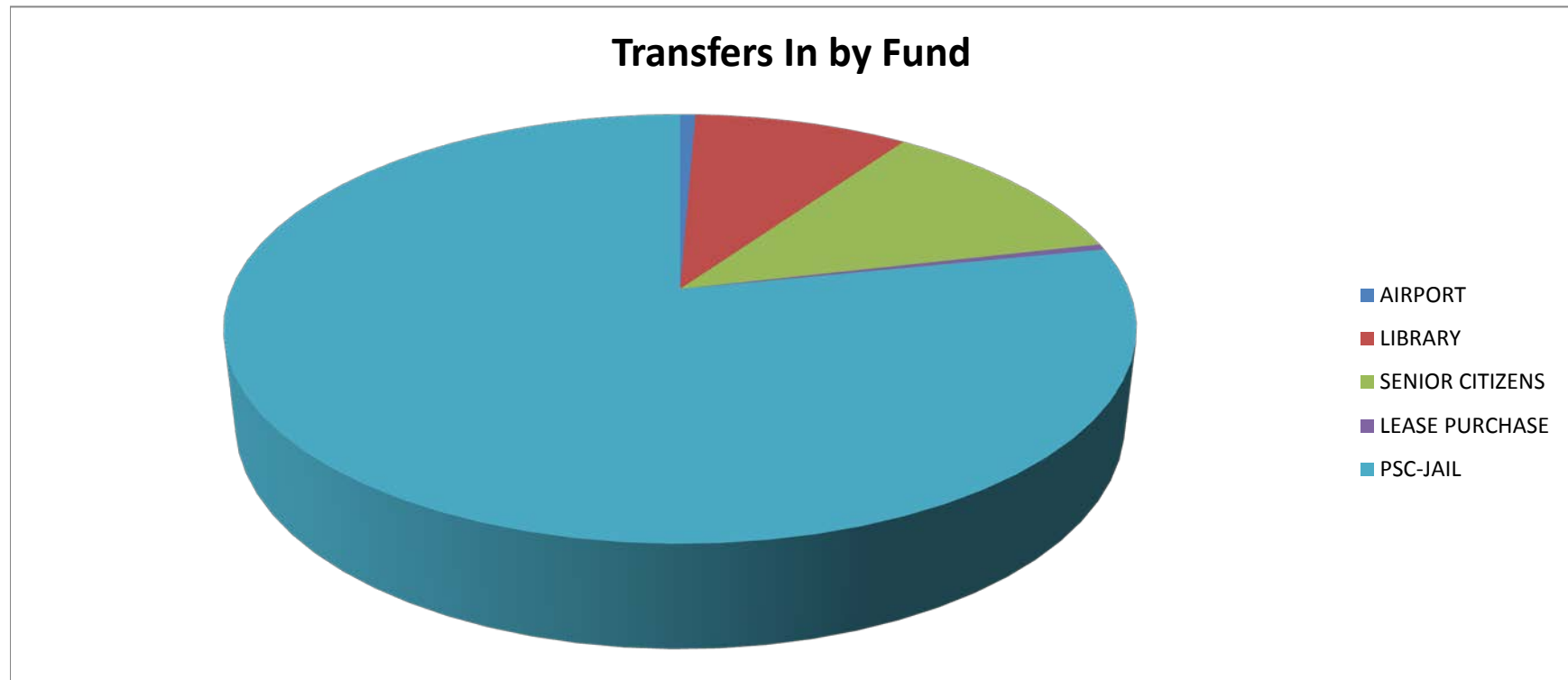
Interest

| FUND | BEG BAL | YTD REV | % RCVD |
|--|----------------------|----------------------|---------------|
| GENERAL | \$ 65,000.00 | \$ 54,680.80 | 84.12% |
| ROAD & BRIDGE | \$ 50,000.00 | \$ 50,434.90 | 100.87% |
| LANDFILL | \$ 6,000.00 | \$ 5,336.79 | 88.95% |
| AIRPORT | \$ 700.00 | \$ 501.84 | 71.69% |
| EMERGENCY-911 | \$ 2,670.00 | \$ 1,809.81 | 67.78% |
| CAPITAL PROJECTS | \$ 23,000.00 | \$ 22,763.88 | 98.97% |
| CONSERVATION TRUST | \$ 600.00 | \$ 588.36 | 98.06% |
| LIBRARY FUND | \$ 1,000.00 | \$ 1,964.38 | 196.44% |
| MAYBELL WASTE WATER TREATMENT FACILITY | \$ 400.00 | \$ 400.99 | 100.25% |
| HEALTH & WELFARE | \$ 16,000.00 | \$ 10,427.78 | 65.17% |
| SENIOR CITIZENS | \$ 700.00 | \$ 424.03 | 60.58% |
| LEASE PURCHASE | \$ 3,000.00 | \$ 2,687.11 | 89.57% |
| TELECOMMUNICATION SERVICES | \$ 1,900.00 | \$ 1,519.39 | 79.97% |
| MO CO TOURISM ASSOC | \$ 800.00 | \$ 549.04 | 68.63% |
| PSC-JAIL | \$ 3,900.00 | \$ 2,213.40 | 56.75% |
| HUMAN SERVICES | \$ 8,000.00 | \$ 6,094.48 | 76.18% |
| SUNSET MEADOWS 1 | \$ 2,780.00 | \$ 2,368.39 | 85.19% |
| SUNSET MEADOWS II | \$ 22,250.00 | \$ 660.67 | 2.97% |
| TOTAL | \$ 208,700.00 | \$ 165,426.04 | 79.26% |

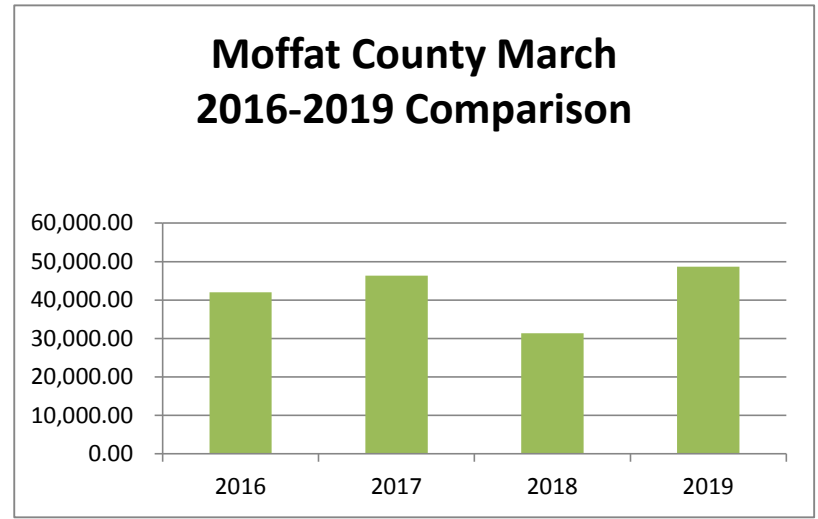


Transfers In

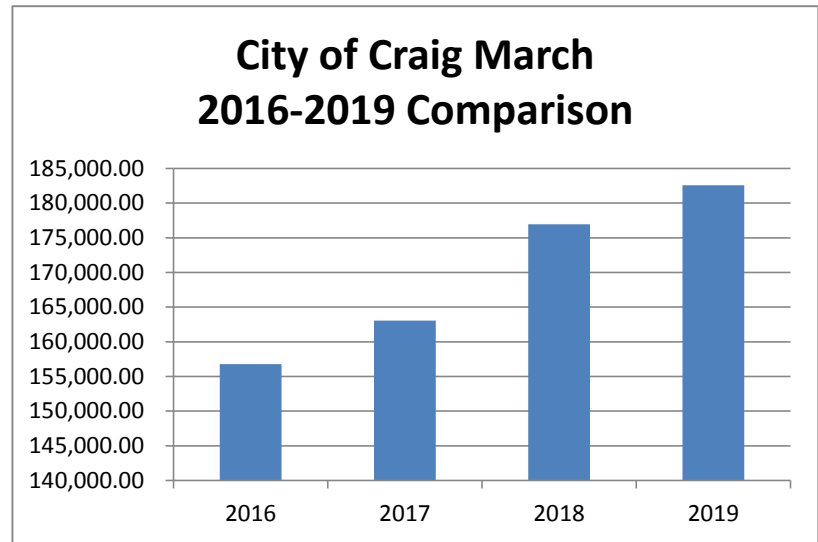
| FUND | BEG BAL | YTD REV | % RCVD |
|-----------------|------------------------|------------------------|---------------|
| AIRPORT | \$ 44,610.00 | \$ 6,487.95 | 14.54% |
| LIBRARY | \$ 90,857.00 | \$ 90,857.00 | 100.00% |
| SENIOR CITIZENS | \$ 116,780.00 | \$ 116,780.00 | 100.00% |
| LEASE PURCHASE | \$ 741,788.00 | \$ 4,250.00 | .57% |
| PSC-JAIL | \$ 1,563,999.00 | \$ 781,999.00 | 50.00% |
| TOTAL | \$ 2,558,034.00 | \$ 1,000,373.95 | 39.11% |



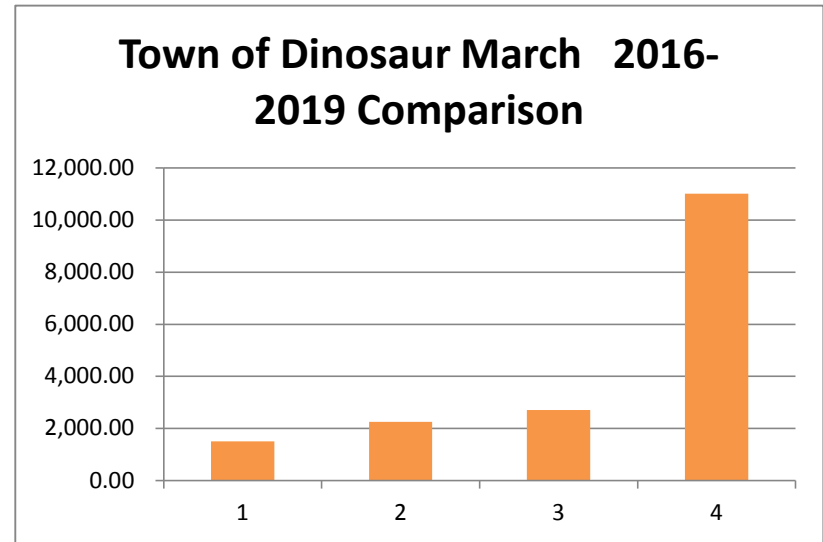
| MONTH OF SALES | MOFFAT COUNTY 2% SALES TAX | | | | INCREASE/ (DECREASE) 2019/2018 | % CHANGE RECEIVED 2019/2018 |
|----------------|----------------------------|-------------|-------------|-------------|--------------------------------|-----------------------------|
| | 2016 ACTUAL | 2017 ACTUAL | 2018 ACTUAL | 2019 ACTUAL | | |
| JAN | 47,541.66 | 35,091.91 | 38,210.72 | 37,473.62 | (737.10) | -1.93% |
| FEB | 46,731.65 | 45,676.34 | 32,310.97 | 62,069.50 | 29,758.53 | 92.10% |
| MAR | 41,993.75 | 46,361.15 | 31,365.83 | 48,689.43 | 17,323.60 | 55.23% |
| APR | 44,099.99 | 48,513.92 | 33,007.69 | | | |
| MAY | 37,993.60 | 49,524.61 | 35,743.53 | | | |
| JUN | 45,014.65 | 57,972.06 | 45,037.38 | | | |
| JUL | 40,206.57 | 23,664.41 | 55,852.60 | | | |
| AUG | 50,351.01 | 53,314.04 | 41,850.31 | | | |
| SEP | 56,486.26 | 57,426.65 | 49,120.89 | | | |
| OCT | 46,511.09 | 47,693.56 | 46,677.09 | | | |
| NOV | 37,520.12 | 70,670.38 | 31,892.83 | | | |
| DEC | 52,099.63 | 71,429.22 | 64,816.23 | | | |
| TOTAL | 546,549.98 | 607,338.25 | 505,886.07 | 148,232.55 | | |



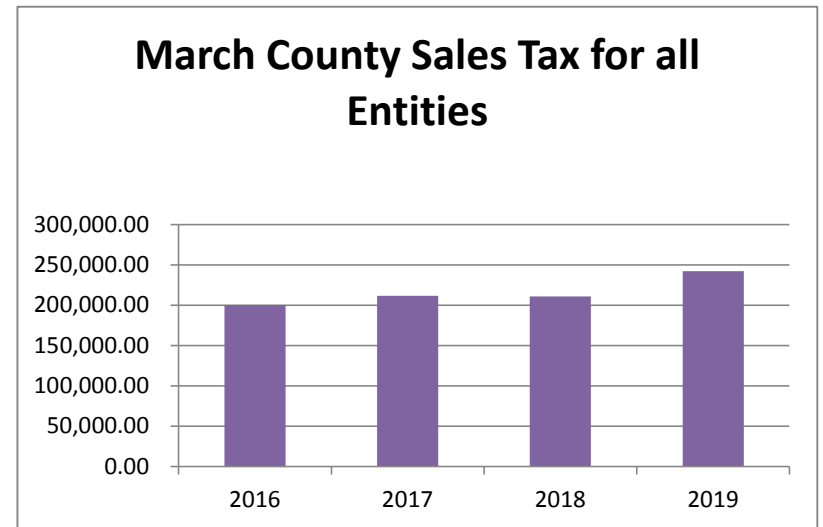
| MONTH OF SALES | CITY OF CRAIG 1.25% SALES TAX | | | | INCREASE/ (DECREASE) 2019/2018 | % CHANGE RECEIVED 2019/2018 |
|----------------|-------------------------------|--------------|--------------|-------------|--------------------------------|-----------------------------|
| | 2016 ACTUAL | 2017 ACTUAL | 2018 ACTUAL | 2019 ACTUAL | | |
| JAN | 161,290.08 | 151,002.44 | 134,640.60 | 178,206.38 | 43,565.78 | 32.36% |
| FEB | 152,524.10 | 140,499.50 | 156,022.50 | 180,291.46 | 24,268.96 | 15.55% |
| MAR | 156,762.69 | 163,064.92 | 176,927.63 | 182,571.16 | 5,643.53 | 3.19% |
| APR | 169,802.38 | 177,046.43 | 177,638.02 | | | |
| MAY | 189,493.74 | 183,352.20 | 538,037.89 | | | |
| JUN | 195,735.68 | 189,666.62 | 199,218.97 | | | |
| JUL | 190,536.62 | 203,399.78 | 197,185.00 | | | |
| AUG | 216,106.95 | 204,223.23 | 201,507.00 | | | |
| SEP | 188,450.49 | 183,524.37 | 203,006.40 | | | |
| OCT | 199,988.73 | 196,225.38 | 218,969.61 | | | |
| NOV | 180,298.16 | 198,733.38 | 207,581.28 | | | |
| DEC | 196,102.93 | 205,023.33 | 216,092.62 | | | |
| TOTAL | 2,197,092.55 | 2,195,761.58 | 2,626,827.52 | 541,069.00 | | |



| MONTH OF SALES | TOWN OF DINOSAUR 1.25% SALES TAX | | | | INCREASE/ (DECREASE) 2019/2018 | % CHANGE RECEIVED 2019/2018 |
|----------------|----------------------------------|-------------|-------------|-------------|--------------------------------|-----------------------------|
| | 2016 ACTUAL | 2017 ACTUAL | 2018 ACTUAL | 2019 ACTUAL | | |
| JAN | 2,883.81 | 2,245.93 | 2,187.70 | 8,481.35 | 6,293.65 | 287.68% |
| FEB | 2,271.69 | 2,054.47 | 2,460.21 | 11,261.77 | 8,801.56 | 357.76% |
| MAR | 1,502.27 | 2,257.79 | 2,710.78 | 11,015.52 | 8,304.74 | 306.36% |
| APR | 3,068.53 | 2,397.49 | 4,285.17 | | | |
| MAY | 2,648.36 | 2,740.97 | 2,758.91 | | | |
| JUN | 3,515.42 | 3,462.04 | 10,530.28 | | | |
| JUL | 3,132.16 | 3,102.48 | 3,045.69 | | | |
| AUG | 2,864.02 | 3,005.32 | 8,363.52 | | | |
| SEP | 4,045.02 | 2,262.13 | 10,545.17 | | | |
| OCT | 2,489.84 | 3,473.30 | 9,597.81 | | | |
| NOV | 2,443.99 | 3,084.34 | 8,617.66 | | | |
| DEC | 2,668.08 | 2,963.78 | 11,154.19 | | | |
| TOTAL | 33,533.19 | 33,050.04 | 76,257.09 | 30,758.64 | | |



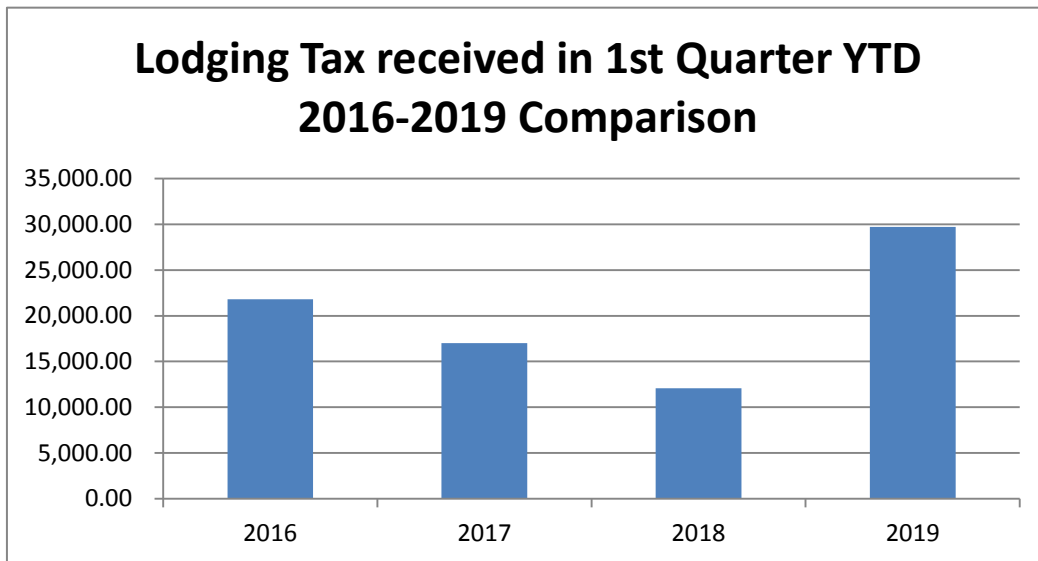
| MONTH OF SALES | COUNTY SALES TAX FOR ALL ENTITIES | | | | INCREASE/ (DECREASE) 2019/2018 | % CHANGE RECEIVED 2019/2018 |
|----------------|-----------------------------------|--------------|--------------|-------------|--------------------------------|-----------------------------|
| | 2016 ACTUAL | 2017 ACTUAL | 2018 ACTUAL | 2019 ACTUAL | | |
| JAN | 211,715.55 | 188,340.28 | 175,039.02 | 224,161.35 | 49,122.33 | 28.06% |
| FEB | 201,527.44 | 188,230.31 | 190,793.68 | 253,622.73 | 62,829.05 | 32.93% |
| MAR | 200,258.71 | 211,683.86 | 211,004.24 | 242,276.11 | 31,271.87 | 14.82% |
| APR | 216,970.90 | 227,957.84 | 214,930.88 | 0.00 | | |
| MAY | 230,135.70 | 235,617.78 | 576,540.33 | 0.00 | | |
| JUN | 244,265.75 | 251,100.72 | 254,786.63 | 0.00 | | |
| JUL | 233,875.35 | 230,166.67 | 256,083.29 | 0.00 | | |
| AUG | 269,321.98 | 260,542.59 | 251,720.83 | 0.00 | | |
| SEP | 248,981.77 | 243,213.15 | 262,672.46 | 0.00 | | |
| OCT | 248,989.66 | 247,392.24 | 275,244.51 | 0.00 | | |
| NOV | 220,262.27 | 272,488.10 | 248,091.77 | 0.00 | | |
| DEC | 250,870.64 | 279,416.33 | 292,063.04 | 0.00 | | |
| TOTAL | 2,777,175.72 | 2,836,149.87 | 3,208,970.68 | 720,060.19 | | |



MOFFAT COUNTY 1.9% LODGING TAX

| | 2016 | 2017 | 2018 | 2019 | Average 2016-2019 | Increase/ (Decrease) 2019/2018 | % Change Received 2018/2017 |
|--------------|-------------------|-------------------|-------------------|------------------|------------------------------|---|--|
| 1ST | 21,820.41 | 17,005.78 | 12,063.47 | 29,718.25 | 20,151.98 | 17,654.78 | 146.35% |
| 2ND | 35,768.51 | 33,643.70 | 43,728.39 | | 37,713.53 | | |
| 3RD | 40,620.24 | 42,048.78 | 44,742.00 | | 42,470.34 | | |
| 4TH | 50,871.93 | 45,869.22 | 31,828.80 | | 42,856.65 | | |
| TOTAL | 149,081.09 | 138,567.48 | 132,362.66 | 29,718.25 | 112,432.37 | | |

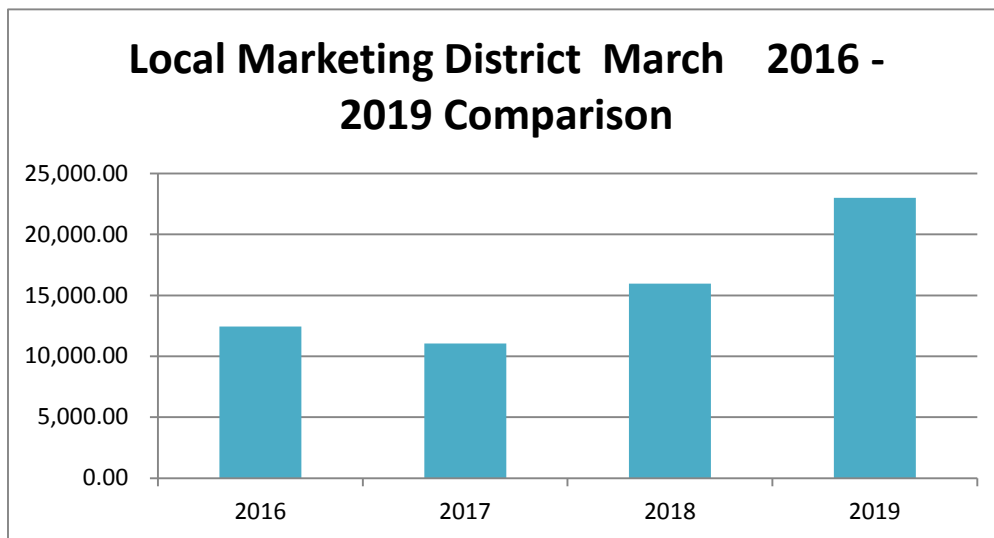
Lodging Tax is due quarterly. Revenues received between quarters may be from delayed filers.



MOFFAT COUNTY LOCAL MARKETING DISTRICT 4% TAX

| Month | 2016 | 2017 | 2018 | 2019 | Average 2016-2019 | Increase/ (Decrease) 2018/2017 | % Change Received 2018/2017 |
|--------------|-------------------|-------------------|-------------------|------------------|----------------------|--------------------------------------|-----------------------------------|
| January | 9,713.90 | 17,036.41 | 7,871.94 | 8,445.90 | 10,767.04 | 573.96 | 7.29% |
| February | 12,431.95 | 11,038.02 | 15,975.53 | 22,991.41 | 15,609.23 | 7,015.88 | 43.92% |
| March | 50.02 | 15,340.13 | 6,058.30 | 33,896.86 | 13,836.33 | 27,838.56 | 459.51% |
| April | 25,482.56 | 20,859.00 | 19,475.21 | | 21,938.92 | | |
| May | 16,884.76 | 24,562.65 | 20,125.56 | | 20,524.32 | | |
| June | 22,505.48 | 20,794.78 | 39,406.21 | | 27,568.82 | | |
| July | 35,394.03 | 36,249.83 | 26,049.30 | | 32,564.39 | | |
| August | 26,610.60 | 26,988.32 | 16,319.82 | | 23,306.25 | | |
| September | 33,128.23 | 27,325.68 | 45,047.46 | | 35,167.12 | | |
| October | 30,163.92 | 18,523.12 | 18,799.83 | | 22,495.62 | | |
| November | 25,824.80 | 51,345.91 | 22,019.60 | | 33,063.44 | | |
| December | 15,601.09 | 40,160.39 | 14,175.31 | | 23,312.26 | | |
| TOTAL | 253,791.34 | 310,224.24 | 251,324.07 | 65,334.17 | 280,153.74 | | |

Local Marketing District Tax is due within the same frequency as a businesses sales tax.



SALES TAX COMPARISON

| | | January | | February | | March | |
|--|-------|----------------------|----------------------|----------------------|----------------------|----------------------|----------------------|
| | | 2018 | 2019 | 2018 | 2019 | 2018 | 2019 |
| Miscellaneous | | \$ - | \$ - | \$ - | \$ - | \$ - | \$ - |
| Agriculture, Forestry, Fishing and Hunting | 11 | \$ 148.92 | \$ 242.96 | \$ 59.00 | \$ 182.00 | \$ 129.00 | \$ 145.15 |
| Mining, Quarrying and Oil and Gas Extraction | 21 | \$ 2,462.50 | \$ 3,633.83 | \$ 2,037.72 | \$ 2,386.53 | \$ 2,676.77 | \$ 5,427.42 |
| Utilities | 22 | \$ 11,697.24 | \$ 13,340.90 | \$ 11,035.11 | \$ 13,061.67 | \$ 10,289.77 | \$ 12,618.60 |
| Construction | 23 | \$ 4,194.04 | \$ 5,226.04 | \$ 4,575.01 | \$ 2,946.08 | \$ 3,752.60 | \$ 4,598.94 |
| Manufacturing | 31-33 | \$ 6,819.13 | \$ 7,265.39 | \$ 7,301.32 | \$ 9,356.08 | \$ 8,750.17 | \$ 7,317.28 |
| Wholesale Trade | 42 | \$ 8,449.65 | \$ 26,320.20 | \$ 9,517.90 | \$ 36,025.19 | \$ 6,184.05 | \$ 25,763.95 |
| Retail Trade | 44-45 | \$ 97,757.94 | \$ 123,106.25 | \$ 120,259.38 | \$ 134,909.88 | \$ 136,091.13 | \$ 143,754.24 |
| Transportation and Warehousing | 48-49 | \$ - | \$ 785.31 | \$ 8.13 | \$ 207.69 | \$ 99.40 | \$ 100.93 |
| Information | 51 | \$ 8,492.51 | \$ 8,120.44 | \$ 8,049.49 | \$ 7,958.24 | \$ 10,034.81 | \$ 8,163.96 |
| Finance and Insurance | 52 | \$ 139.93 | \$ 149.72 | \$ 98.91 | \$ 176.03 | \$ 116.70 | \$ 543.25 |
| Real Estate and Rental and Leasing | 53 | \$ 6,057.66 | \$ 7,916.73 | \$ 3,377.56 | \$ 16,262.23 | \$ 3,695.26 | \$ 4,110.66 |
| Professional, Scientific and Technical Services | 54 | \$ 6,182.86 | \$ 2,958.19 | \$ 1,899.00 | \$ 2,968.03 | \$ 3,819.36 | \$ 1,347.81 |
| Management of Companies and Enterprises | 55 | \$ - | \$ - | \$ - | \$ - | \$ - | \$ - |
| Admin. Support and Waste Mgmt. and Remediation Svcs. | 56 | \$ 178.13 | \$ 168.69 | \$ 356.96 | \$ 369.92 | \$ 128.49 | \$ 771.46 |
| Educational Services | 61 | \$ - | \$ 412.46 | \$ 321.22 | \$ 39.67 | \$ 64.39 | \$ 38.14 |
| Health Care and Social Assistance | 62 | \$ 330.00 | \$ 356.06 | \$ 306.89 | \$ 364.91 | \$ 366.26 | \$ 365.39 |
| Arts, Entertainment and Recreation | 71 | \$ 841.00 | \$ 915.46 | \$ 953.34 | \$ 1,000.53 | \$ 1,271.67 | \$ 1,170.82 |
| Accommodation and Food Services | 72 | \$ 17,718.46 | \$ 15,999.79 | \$ 17,524.89 | \$ 16,265.24 | \$ 18,439.98 | \$ 20,883.57 |
| Other Services (except Public Administration) | 81 | \$ 3,570.05 | \$ 7,243.76 | \$ 3,111.85 | \$ 9,131.22 | \$ 5,085.05 | \$ 5,146.40 |
| Public Administration | 92 | \$ - | \$ - | \$ - | \$ 11.13 | \$ 9.38 | \$ 8.14 |
| Total Month | | \$ 175,040.02 | | \$ 190,793.68 | | \$ 211,004.24 | |
| | | | \$ 224,162.18 | | \$ 253,622.27 | | \$ 242,276.11 |
| TOTAL YEAR | | | | | | | |
| 2018 | | \$ 576,837.94 | | | | | |
| 2019 | | \$ 720,060.56 | | | | | |