

JANUARY 2019
MOFFAT COUNTY



FINANCIAL REPORTS

Account Number	2019 Adjusted Budget	January Expenditures	YTD Expenditures	YTD Encumbrances	Current Balance	Percent Used
01 GENERAL						
01-0100 COMMISSIONERS	496,514.00	59,310.21	59,310.21	86.45	437,117.34	11.96
01-0300 CLERK & RECORDER	478,818.00	33,834.00	33,834.00	8,257.25	436,726.75	8.79
01-0400 ELECTIONS	76,700.00	-	-	-	76,700.00	-
01-0500 TREASURER	374,468.00	24,061.69	24,061.69	923.42	349,482.89	6.67
01-0501 PUBLIC TRUSTEE	18,269.00	1,056.32	1,056.32	200.00	17,012.68	6.88
01-0600 ASSESSOR	453,953.00	27,158.74	27,158.74	2,778.83	424,015.43	6.59
01-0700 GROUNDS & BUILDING	736,112.00	36,183.84	36,183.84	-	699,928.16	4.92
01-1000 FINANCE	274,654.00	18,840.22	18,840.22	568.70	255,245.08	7.07
01-1201 LAND USE	164,466.00	10,244.15	10,244.15	-	154,221.85	6.23
01-1300 PUBLIC INFORMATION ADVISOR	34,324.00	1,329.37	1,329.37	-	32,994.63	3.87
01-1400 HUMAN RESOURCE	405,632.00	163,176.39	163,176.39	-	242,455.61	40.23
01-1500 DISTRICT ATTORNEY	413,390.00	34,449.17	34,449.17	378,940.83	-	100.00
01-1600 INFORMATION SYSTEMS	470,490.00	62,826.88	62,826.88	32,462.00	375,201.12	20.25
01-1700 ATTORNEY	226,926.00	14,994.91	14,994.91	-	211,931.09	6.61
01-1801 DEVELOPMENT SERVICES	203,704.00	11,137.31	11,137.31	190.26	192,376.43	5.56
01-1900 SURVEYOR	24,793.00	1,832.26	1,832.26	-	22,960.74	7.39
01-2000 SHERIFF	1,633,090.00	105,550.27	105,550.27	4,881.84	1,522,657.89	6.76
01-2200 CORONER	124,220.00	4,031.49	4,031.49	-	120,188.51	3.25
01-2300 EMERGENCY MANAGEMENT	43,136.00	1,295.77	1,295.77	3.96	41,836.27	3.01
01-2301 EMERGENCY MANAGEMENT AMBULANCE	93,076.00	-	-	-	93,076.00	-
01-2400 FIRE CONTROL	114,627.00	43.28	43.28	7,817.25	106,766.47	6.86
01-2800 HAMILTON HALL	3,557.00	-	-	-	3,557.00	-
01-3000 MAYBELL	23,301.00	1,286.18	1,286.18	875.60	21,139.22	9.28
01-3100 MAYBELL AMBULANCE	28,888.00	1,853.35	1,853.35	360.00	26,674.65	7.66
01-3200 MAYBELL FIRE	24,726.00	1,028.81	1,028.81	-	23,697.19	4.16
01-3300 PEST MANAGEMENT	305,101.00	5,369.59	5,369.59	-	299,731.41	1.76
01-3900 COUNTY FAIR	42,978.00	-	-	6,458.74	36,519.26	15.03
01-4000 EXTENSION	134,649.00	6,110.40	6,110.40	-	128,538.60	4.54
01-4200 FAIRGROUNDS	267,060.00	11,515.40	11,515.40	1,068.75	254,475.85	4.71
01-4500 VETERANS OFFICER	25,559.00	1,271.65	1,271.65	-	24,287.35	4.98
01-4600 CEMETERY	115,194.00	5,037.09	5,037.09	200.00	109,956.91	4.55
01-4701 YOUTH SERVICES-C.I.T.	156,245.00	10,596.17	10,596.17	85.00	145,563.83	6.84
01-4900 PARKS & REC	193,612.00	8,005.24	8,005.24	-	185,606.76	4.13
01-4902 SHERMAN YOUTH CAMP	19,505.00	-	-	-	19,505.00	-
01-5106 TRANSFER TO/FROM AIRPORT	44,610.00	-	-	-	44,610.00	-
01-5112 TRANSFERIN/OUT LIBRARY	90,857.00	-	-	-	90,857.00	-
01-5115 SENIOR CITIZENS	116,780.00	-	-	-	116,780.00	-
01-5121 TRANSFER TO/FROM PSC JAIL	1,563,999.00	-	-	-	1,563,999.00	-
01-5200 HEALTH ALLOTMENTS	220,397.00	-	-	220,397.00	-	100.00
01-5300 OTHER ADMINISTRATION	1,043,760.00	34,276.22	34,276.22	-	1,009,483.78	3.28
01-5400 CONTRIBUTIONS	42,300.00	6,000.00	6,000.00	34,300.00	2,000.00	95.27

Account Number	2019 Adjusted Budget	January Expenditures	YTD Expenditures	YTD Encumbrances	Current Balance	Percent Used
01-5500 COMMUNITY SAFETY	66,500.00	6,000.00	6,000.00	60,500.00	-	100.00
GENERAL	11,390,940.00	709,706.37	709,706.37	761,355.88	9,919,877.75	12.91
02 ROAD & BRIDGE						
02-0100 ROAD & BRIDGE MAINT ROAD	3,783,908.00	236,584.61	236,584.61	11,219.33	3,536,104.06	6.55
02-0200 ROAD & BRIDGE MAINT EQUIP	1,542,396.00	40,824.73	40,824.73	180,401.02	1,321,170.25	14.34
02-0300 ROAD & BRIDGE CAPITAL OUTLAY	738,346.00	-	-	7,178.00	731,168.00	0.97
02-0400 ROAD & BRIDGE ADMINISTRATION	374,376.00	128,281.12	128,281.12	5,242.23	240,852.65	35.67
02-0500 ROAD & BRIDGE TRANSFERS	40,000.00	2,204.83	2,204.83	-	37,795.17	5.51
02-0600 CAPITAL PROJECTS	1,561,000.00	-	-	-	1,561,000.00	-
02-1500 ROAD & BRIDGE COUNTY OTHER	94,900.00	827.81	827.81	30,453.11	63,619.08	32.96
ROAD & BRIDGE	8,134,926.00	408,723.10	408,723.10	234,493.69	7,491,709.21	7.91
04 LANDFILL						
04-1000 LANDFILL	1,202,444.00	35,482.18	35,482.18	285,269.47	881,692.35	26.67
LANDFILL	1,202,444.00	35,482.18	35,482.18	285,269.47	881,692.35	26.67
06 AIRPORT						
06-0100 AIRPORT	89,221.00	3,924.62	3,924.62	2,186.02	83,110.36	6.85
AIRPORT	89,221.00	3,924.62	3,924.62	2,186.02	83,110.36	6.85
07 EMERGENCY-911						
07-0100 EMERGENCY 911	142,500.00	-	-	-	142,500.00	-
EMERGENCY-911	142,500.00	-	-	-	142,500.00	-
08 CAPITAL PROJECTS						
08-0100 CAPITAL PROJECTS	617,300.00	-	-	-	617,300.00	-
CAPITAL PROJECTS	617,300.00	-	-	-	617,300.00	-
11 CONSERVATION TRUST						
11-0100 CONSERVATION TRUST	168,200.00	1.74	1.74	-	168,198.26	0.00
CONSERVATION TRUST	168,200.00	1.74	1.74	-	168,198.26	0.00
12 LIBRARY FUND						
12-0100 MOFFAT COUNTY/CRAIG	478,991.00	27,396.12	27,396.12	2,019.18	449,575.70	6.14
12-5300 ALLOTMENTS MISCELLANEOUS	300.00	11.39	11.39	-	288.61	3.80
LIBRARY FUND	479,291.00	27,407.51	27,407.51	2,019.18	449,864.31	6.14
13 MAYBELL SANITATION						
13-0100 MAYBELL SANITATION	48,242.00	439.42	439.42	-	47,802.58	0.91
MAYBELL SANITATION	48,242.00	439.42	439.42	-	47,802.58	0.91

Account Number	2019 Adjusted Budget	January Expenditures	YTD Expenditures	YTD Encumbrances	Current Balance	Percent Used
14 HEALTH & WELFARE						
14-0100 HEALTH & WELFARE TRUST	3,955,565.00	127,780.77	127,780.77	8,448.97	3,819,335.26	3.44
HEALTH & WELFARE	3,955,565.00	127,795.17	127,795.17	8,448.97	3,819,320.86	3.44
15 SENIOR CITIZENS						
15-0100 SENIOR CITIZENS - ADMIN	17,578.00	1,191.60	1,191.60	-	16,386.40	6.78
15-0200 SENIOR CITIZENS - BUS	62,350.00	5,103.98	5,103.98	-	57,246.02	8.19
15-0300 SENIOR CITIZENS - MEAL PROGRAM	130,348.00	4,879.12	4,879.12	3,069.00	122,399.88	6.10
SENIOR CITIZENS	210,276.00	11,174.70	11,174.70	3,069.00	196,032.30	6.77
16 INTERNAL SERVICE FUND						
16-0100 CENTRAL DUPLICATING	12,100.00	596.41	596.41	1,584.00	9,919.59	18.02
INTERNAL SERVICE FUND	12,100.00	596.41	596.41	1,584.00	9,919.59	18.02
17 LEASE PURCHASE						
17-0100 DEBT SERVICE FUND	744,788.00	-	-	-	744,788.00	-
LEASE PURCHASE	744,788.00	-	-	-	744,788.00	-
18 TELECOMMUNICATION SERVICES						
18-0100 PUBLIC SAFETY CENTER	26,720.00	6,540.00	6,540.00	-	20,180.00	24.48
TELECOMMUNICATION SERVICES	26,720.00	6,540.00	6,540.00	-	20,180.00	24.48
19 MO CO TOURISM ASSOC						
19-0100 MO CO TOURISM ASSOCIATION	157,221.00	27,195.14	27,195.14	-	130,025.86	17.30
MO CO TOURISM ASSOC	157,221.00	27,195.14	27,195.14	-	130,025.86	17.30
21 PSC-JAIL						
21-0100 JAIL FUND	1,914,169.00	166,887.15	166,887.15	105,387.40	1,641,894.45	14.22
21-0700 GROUNDS & BUILDING	413,202.00	2.00	2.00	-	413,200.00	0.00
21-5117 TRANSFER OUT/IN DEBT SERVICE	741,788.00	-	-	-	741,788.00	-
PSC-JAIL	3,069,159.00	166,889.15	166,889.15	105,387.40	2,796,882.45	8.87
22 HUMAN SERVICES						
22-0905 MEDICAID TRANSPORTATION	50,000.00	2,587.50	2,587.50	9,721.61	37,690.89	24.62
22-1298 IVE WAIVER FAMILY ENGAGEMENT	26,605.00	620.04	620.04	-	25,984.96	2.33
22-1502 PATHWAY TO SUCCESS	10,000.00	-	-	-	10,000.00	-
22-1545 CASEY FOUNDATION	500.00	-	-	-	500.00	-
22-1845 Mental Health & Sub Abuse	204,501.00	8,010.00	8,010.00	-	196,491.00	3.92
22-1888 CORE SERVICES	239,523.00	5,010.07	5,010.07	30.42	234,482.51	2.10
22-2300 Child Care	232,361.00	11,558.24	11,558.24	21.01	220,781.75	4.98
22-2685 COLORADO COMMUNITY RESPONSE	70,071.00	4,156.34	4,156.34	50.93	65,863.73	6.00

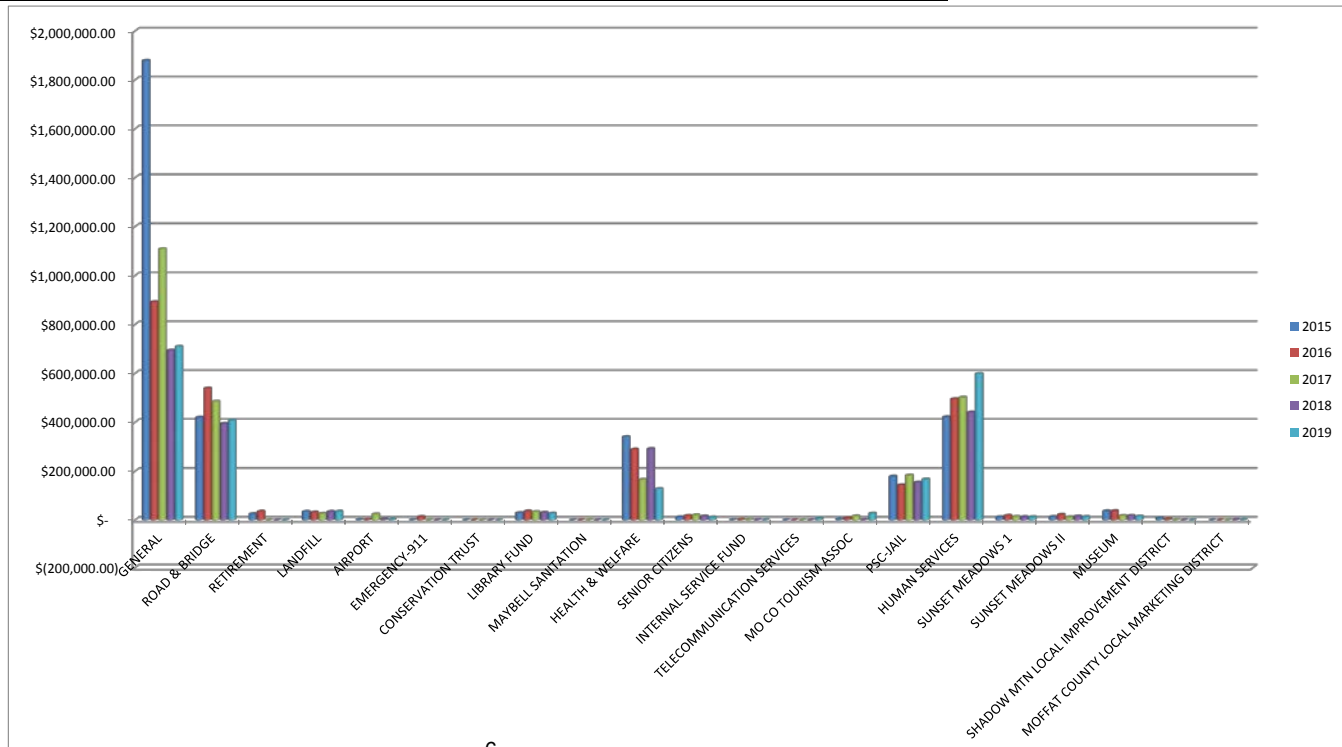
Account Number	2019 Adjusted Budget	January Expenditures	YTD Expenditures	YTD Encumbrances	Current Balance	Percent Used
22-2810 CHAFEE PROGRAM	34,472.00	0.00	0.00	0.00	34,472.00	0.00
22-3200 CHILD WELFARE	1,392,147.00	115,605.64	115,605.64	18,637.39	1,257,903.97	9.64
22-4050 OAP	99,500.00	10,599.42	10,599.42	-	88,900.58	10.65
22-4200 Colorado Works	437,667.00	24,203.20	24,203.20	7,079.82	406,383.98	7.15
22-4875 AND	25,000.00	4,890.50	4,890.50	-	20,109.50	19.56
22-5000 LEAP	148,246.00	11,383.99	11,383.99	309.42	136,552.59	7.89
22-6000 FOOD STAMPS	2,102,000.00	329,030.28	329,030.28	-	1,772,969.72	15.65
22-6155 EMPLOYMENT 1ST	61,205.00	1,724.13	1,724.13	3,368.04	56,112.83	8.32
22-6900 COLORADO REFUGEE & IMMIGRATION	200.00	-	-	-	200.00	-
22-7000 REG ADMIN	649,367.00	56,339.90	56,339.90	2,626.57	590,400.53	9.08
22-8000 CHILD SUPPORT	187,515.00	15,563.71	15,563.71	2,172.54	169,778.75	9.46
22-8030 IVD STATE INCENTIVES	36,000.00	-	-	-	36,000.00	-
22-8500 AFDC RTND - CO PORTION OF COLLECTION	(35,000.00)	(2,296.17)	(2,296.17)	-	(32,703.83)	6.56
22-9277 FOSTER CARE RETENTION GRANT	800.00	-	-	-	800.00	-
22-9900 GA/WG	4,000.00	169.85	169.85	-	3,830.15	4.25
22-9930 FRAUD INCENTIVES	14,623.00	-	-	-	14,623.00	-
HUMAN SERVICES	5,991,303.00	599,156.64	599,156.64	44,017.75	5,348,128.61	10.74
27 SUNSET MEADOWS 1						
27-0101 ADMINISTRATION	116,136.00	10,561.16	10,561.16	808.15	104,766.69	9.79
27-0102 UTILITIES	67,363.00	-	-	-	67,363.00	-
27-0103 OPERATING & MAINTENANCE	344,646.00	2,152.08	2,152.08	193.27	342,300.65	0.68
27-0104 FINANCIAL	38,268.00	-	-	-	38,268.00	-
SUNSET MEADOWS 1	566,413.00	12,713.24	12,713.24	1,001.42	552,698.34	2.42
28 SUNSET MEADOWS II						
28-0101 ADMINISTRATION	116,993.00	10,524.81	10,524.81	806.58	105,661.61	9.69
28-0102 UTILITIES	71,766.00	-	-	-	71,766.00	-
28-0103 OPERATING & MAINTENANCE	180,886.00	3,192.54	3,192.54	193.27	177,500.19	1.87
28-0104 FINANCIAL	98,596.00	-	-	19,358.52	79,237.48	19.63
SUNSET MEADOWS II	468,241.00	13,717.35	13,717.35	20,358.37	434,165.28	7.28
29 MUSEUM						
29-0100 MUSEUM	272,876.00	15,509.64	15,509.64	2,653.75	254,712.61	6.66
MUSEUM	272,876.00	15,509.64	15,509.64	2,653.75	254,712.61	6.66

Account Number	2019 Adjusted Budget	January Expenditures	YTD Expenditures	YTD Encumbrances	Current Balance	Percent Used
30 SHADOW MTN LID						
30-0100 Shadow Mtn Local Improvement District	97,864.00	-	-	-	97,864.00	-
SHADOW MTN LOCAL IMPROVEMENT DISTRICT	97,864.00	-	-	-	97,864.00	-
MOFFAT COUNTY LOCAL MARKETING DISTRICT						
00-6110 MCLMD-INSURANCE	0.00	1,817.29	1,817.29	0.00	-1,817.29	0.00
00-6124 MCLMD-TOURISM PROJECTS & DEVELOPMENT	50,000.00	0.00	0.00	0.00	50,000.00	0.00
00-6326 MCLMD - EVENT FUNDING	50,000.00	0.00	0.00	0.00	50,000.00	0.00
02-0000 OPERATING GROUP BUDGET	275,000.00	0.00	0.00	0.00	275,000.00	0.00
Total MOFFAT COUNTY LOCAL MARKETING DISTRICT	375,000.00	1,817.29	1,817.29	0.00	373,182.71	0.48
Grand Total	38,220,590.00	2,168,789.67	2,168,789.67	1,471,844.90	34,579,955.43	9.53

EXPENDITURES BY FUND

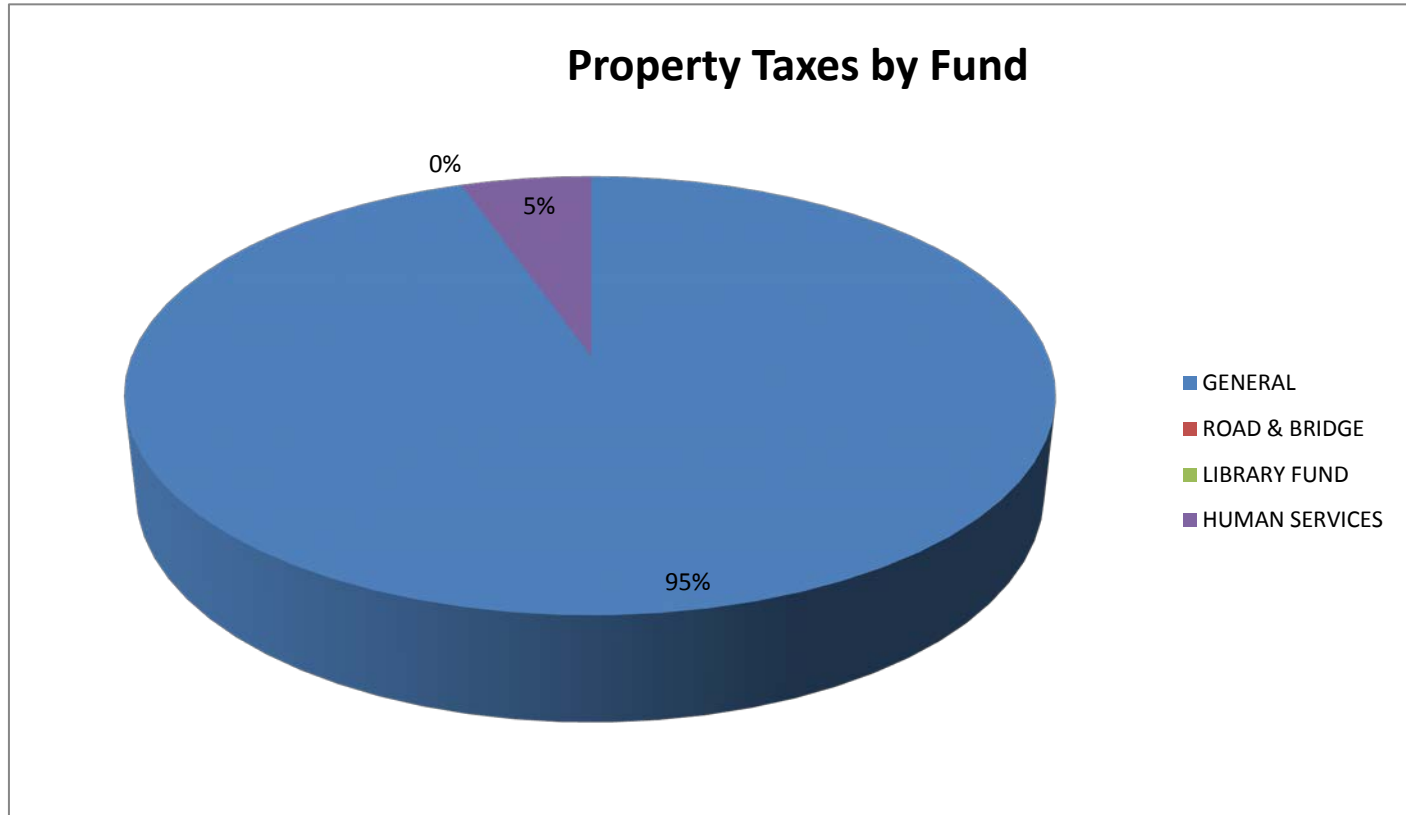
January Expense

FUND	2015 YTD EXP	2016 YTD EXP	2017 YTD EXP	2018 YTD EXP	2019 YTD EXP
GENERAL	\$ 1,878,889.18	\$ 892,217.16	\$ 1,108,932.37	\$ 694,239.65	\$ 709,706.37
ROAD & BRIDGE	\$ 419,742.56	\$ 539,146.95	\$ 485,510.93	\$ 394,662.72	\$ 408,723.10
RETIREMENT	\$ 25,260.17	\$ 35,603.79	\$ -	\$ -	\$ -
LANDFILL	\$ 35,119.47	\$ 32,618.96	\$ 26,591.88	\$ 34,993.05	\$ 35,482.18
AIRPORT	\$ 1,504.12	\$ 2,523.14	\$ 24,415.17	\$ 4,089.98	\$ 3,924.62
EMERGENCY-911	\$ 630.97	\$ 13,636.15	\$ -	\$ -	\$ -
CONSERVATION TRUST	\$ 1.88	\$ 0.49	\$ 0.77	\$ 0.29	\$ 1.74
LIBRARY FUND	\$ 29,638.94	\$ 36,441.31	\$ 34,312.86	\$ 31,184.90	\$ 27,407.51
MAYBELL SANITATION	\$ 259.28	\$ 367.08	\$ 529.26	\$ 385.81	\$ 439.42
HEALTH & WELFARE	\$ 340,785.43	\$ 289,187.67	\$ 165,516.80	\$ 291,203.67	\$ 127,795.17
SENIOR CITIZENS	\$ 12,155.24	\$ 18,323.53	\$ 20,341.68	\$ 16,025.08	\$ 11,174.70
INTERNAL SERVICE FUND	\$ 758.57	\$ 2,723.85	\$ 2,226.57	\$ 629.83	\$ 596.41
TELECOMMUNICATION SERVICES	\$ (15.48)	\$ 223.40	\$ 0.00	\$ -	\$ 6,540.00
MO CO TOURISM ASSOC	\$ 4,364.78	\$ 9,037.05	\$ 16,436.97	\$ 1,580.36	\$ 27,195.14
PSC-JAIL	\$ 178,597.41	\$ 143,414.48	\$ 183,073.61	\$ 154,323.46	\$ 166,889.15
HUMAN SERVICES	\$ 421,464.05	\$ 495,451.86	\$ 501,462.16	\$ 441,212.31	\$ 599,156.64
SUNSET MEADOWS 1	\$ 12,614.72	\$ 18,906.19	\$ 13,934.06	\$ 13,199.86	\$ 12,713.24
SUNSET MEADOWS II	\$ 13,726.25	\$ 22,516.07	\$ 12,025.38	\$ 15,925.18	\$ 13,717.35
MUSEUM	\$ 36,977.91	\$ 37,478.35	\$ 17,940.95	\$ 18,340.14	\$ 15,509.64
SHADOW MTN LOCAL IMPROVEMENT DISTRICT	\$ 9,076.25	\$ 4,862.66	\$ 600.00	\$ -	\$ -
MOFFAT COUNTY LOCAL MARKETING DISTRICT	\$ -	\$ -	\$ -	\$ 1,879.00	\$ 1,817.29
TOTAL	\$ 3,421,551.70	\$ 2,594,680.14	\$ 2,613,851.42	\$ 2,113,875.29	\$ 2,168,789.67



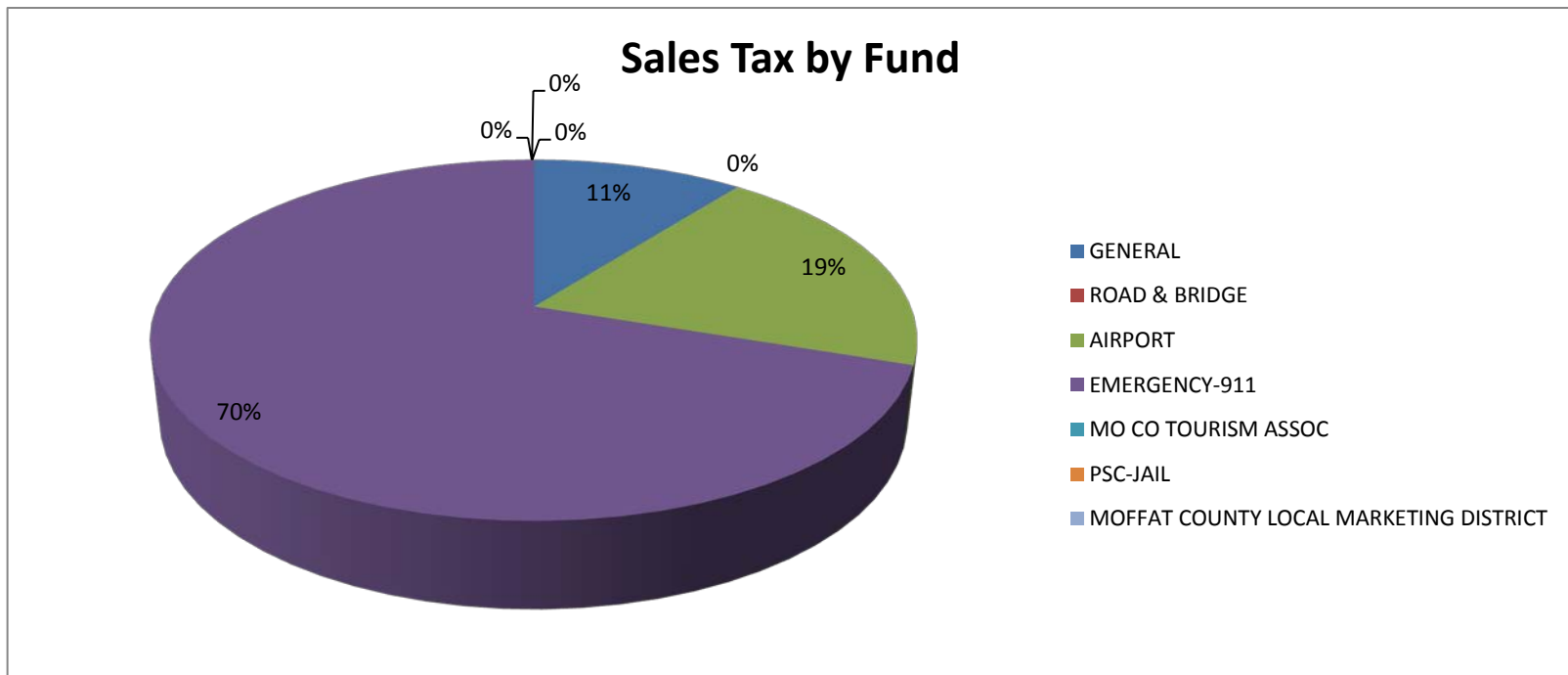
Property Taxes

FUND	BEG BAL	YTD REV	% RCVD
GENERAL	\$ 7,947,271.00	\$ 52,423.36	.66%
ROAD & BRIDGE	\$ -		0.00%
LIBRARY FUND		\$ 1.14	0.00%
HUMAN SERVICES	\$ 450,257.00	\$ 2,967.88	.66%
TOTAL	\$ 8,397,528.00	\$ 55,392.38	.66%



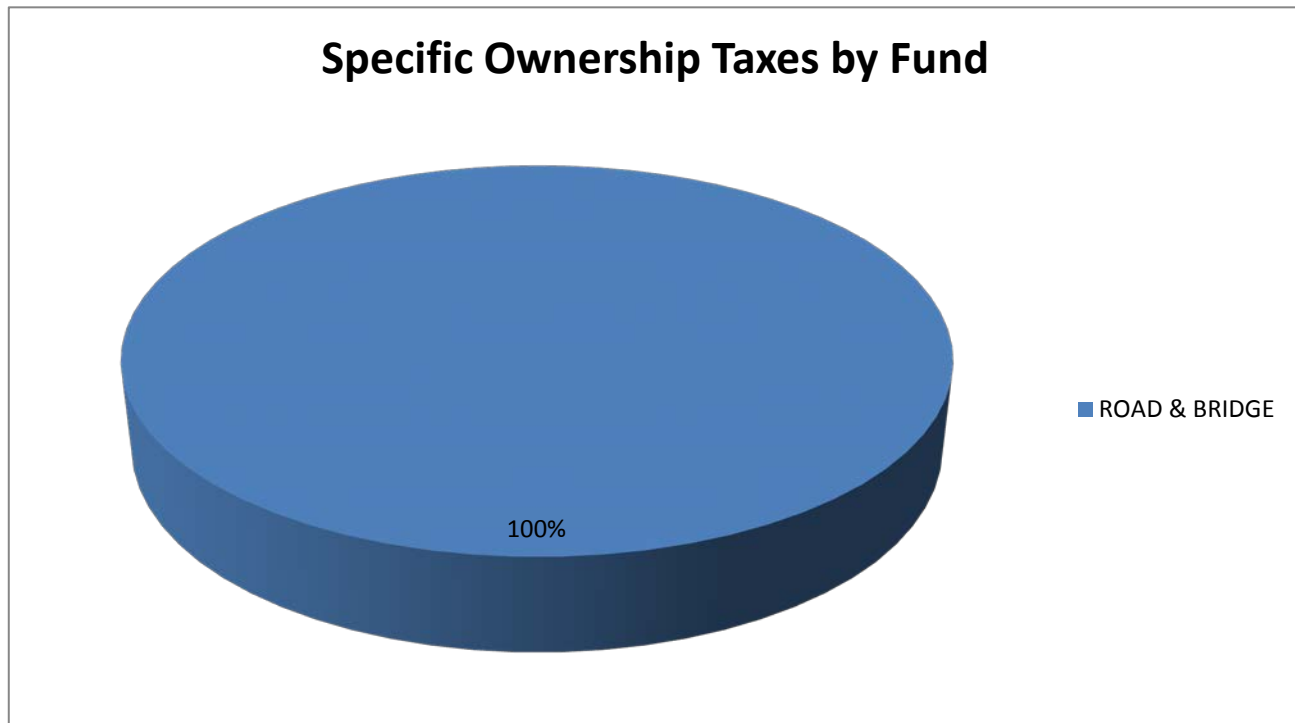
Sales Tax

FUND	BEG BAL	YTD REV	% RCVD
GENERAL	\$ 1,157,093.00	\$ 232.79	0.02%
ROAD & BRIDGE	\$ 660,000.00	\$ -	0.00%
AIRPORT	\$ 6,046.00	\$ 429.99	7.11%
EMERGENCY-911	\$ 100,000.00	\$ 1,535.59	1.54%
MO CO TOURISM ASSOC	\$ 133,625.00	\$ -	0.00%
PSC-JAIL	\$ 1,049,388.00	\$ -	0.00%
MOFFAT COUNTY LOCAL MARKETING DISTRICT	\$ 250,000.00	\$ -	0.00%
TOTAL	\$ 3,356,152.00	\$ 2,198.37	0.07%



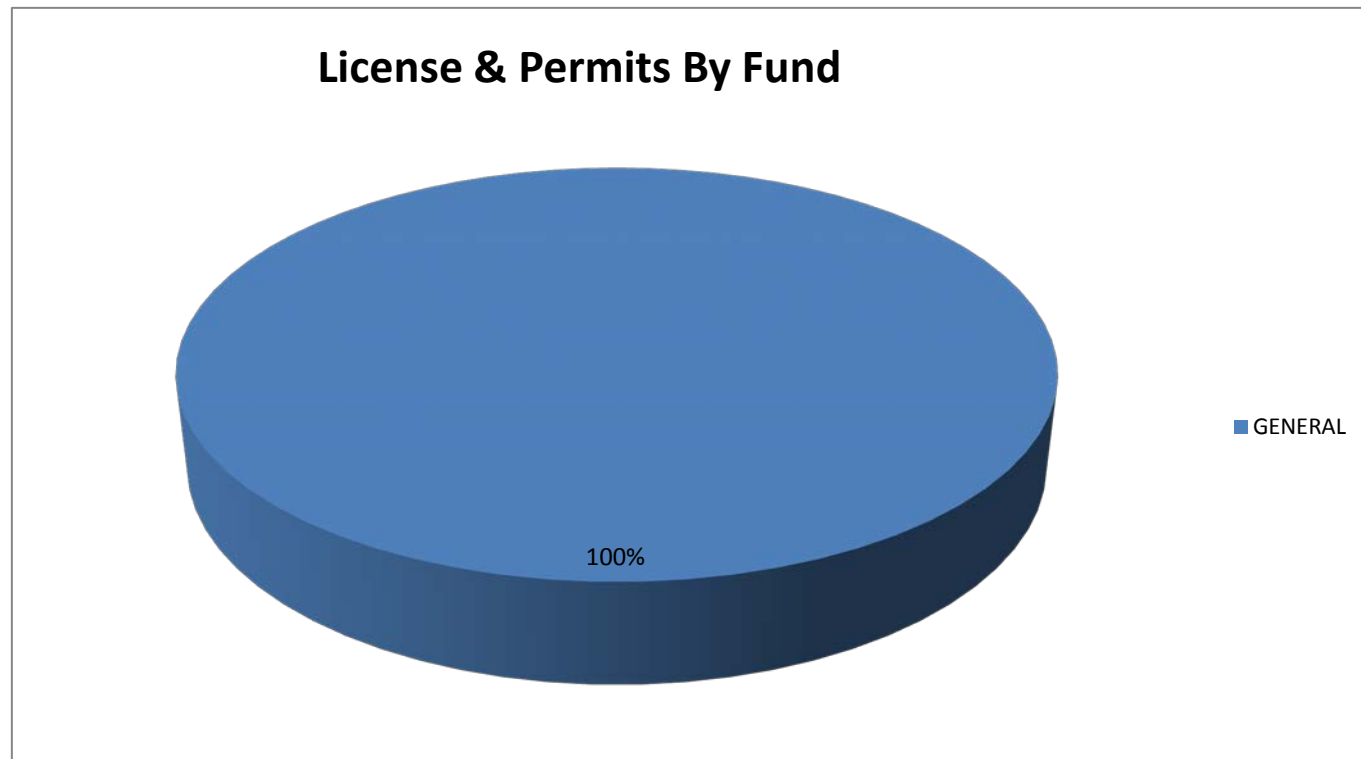
Specific Ownership Taxes

FUND	BEG BAL	YTD REV	% RCVD
ROAD & BRIDGE	\$ 800,000.00	\$ 16,279.74	2.03%
TOTAL	\$ 800,000.00	\$ 16,279.74	2.03%



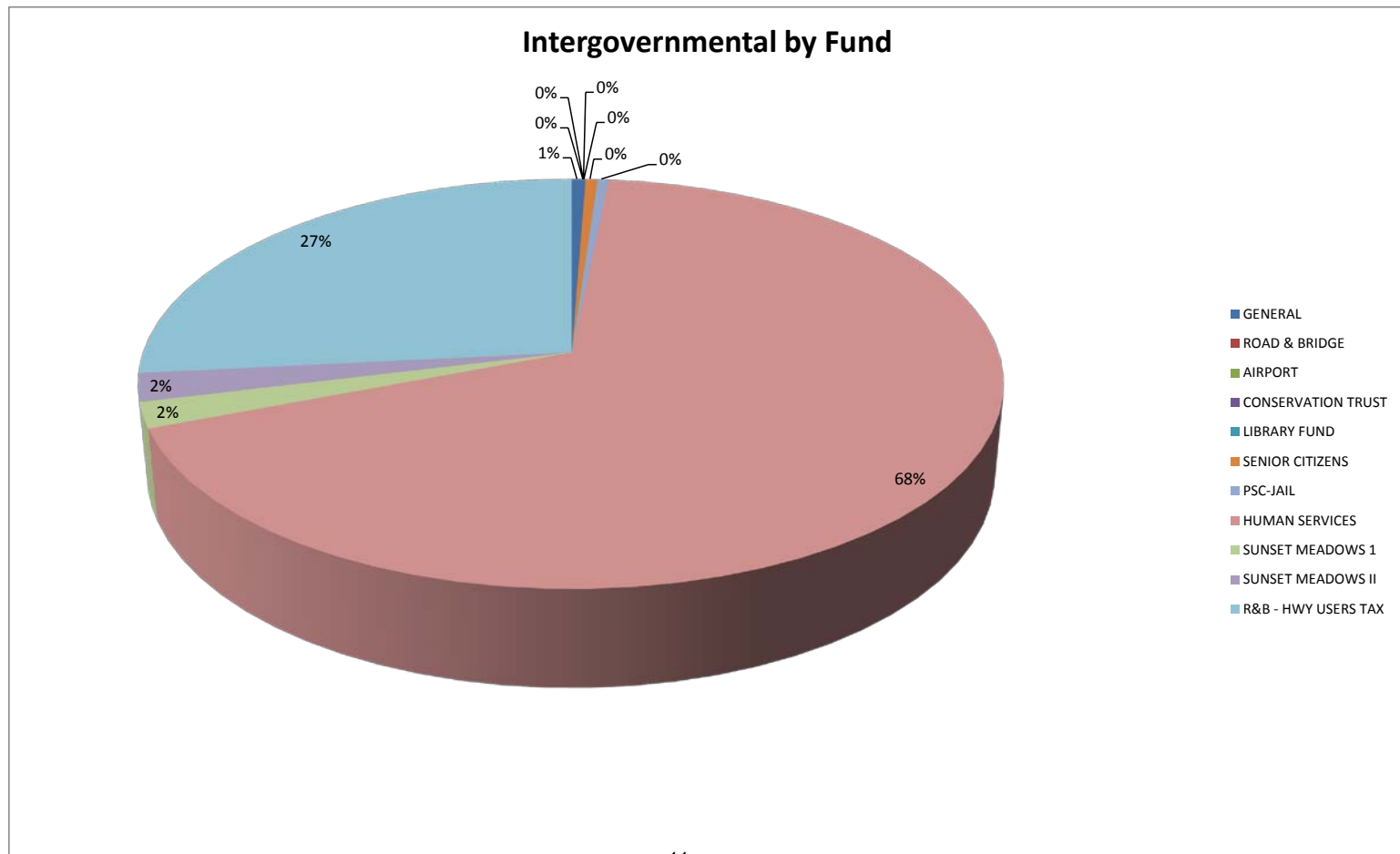
License & Permits

FUND	BEG BAL	YTD REV	% RCVD
GENERAL	\$ 1,000.00	\$ -	0.00%
TOTAL	\$ 1,000.00	\$ -	0.00%



Intergovernmental

FUND	BEG BAL	YTD REV	% RVCD
GENERAL	\$ 528,469.00	\$ 4,948.96	0.94%
ROAD & BRIDGE	\$ 1,482,833.00	\$ -	0.00%
AIRPORT	\$ 44,610.00	\$ -	0.00%
CONSERVATION TRUST	\$ 36,000.00	\$ -	0.00%
LIBRARY FUND	\$ 5,000.00	\$ -	0.00%
SENIOR CITIZENS	\$ 34,000.00	\$ 4,292.00	12.62%
PSC-JAIL	\$ 426,766.00	\$ 3,901.22	0.91%
HUMAN SERVICES	\$ 5,254,372.00	\$ 559,352.43	10.65%
SUNSET MEADOWS 1	\$ 186,082.00	\$ 16,748.00	9.00%
SUNSET MEADOWS II	\$ 270,695.00	\$ 18,378.00	6.79%
R&B - HWY USERS TAX	\$ 4,300,000.00	\$ 220,483.43	5.13%
TOTAL	\$ 12,568,827.00	\$ 828,104.04	6.59%



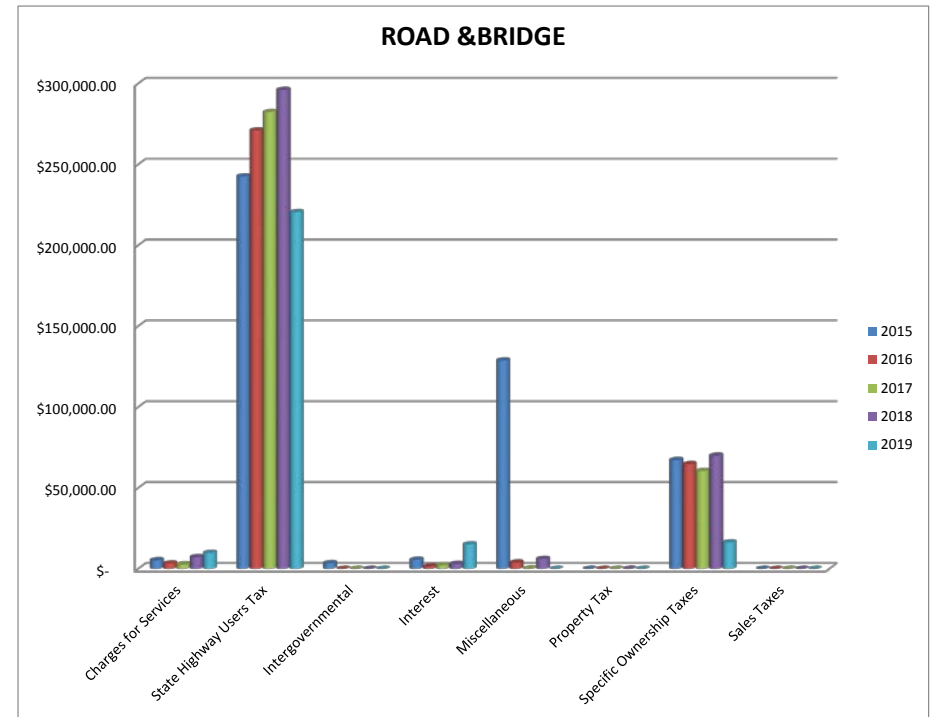
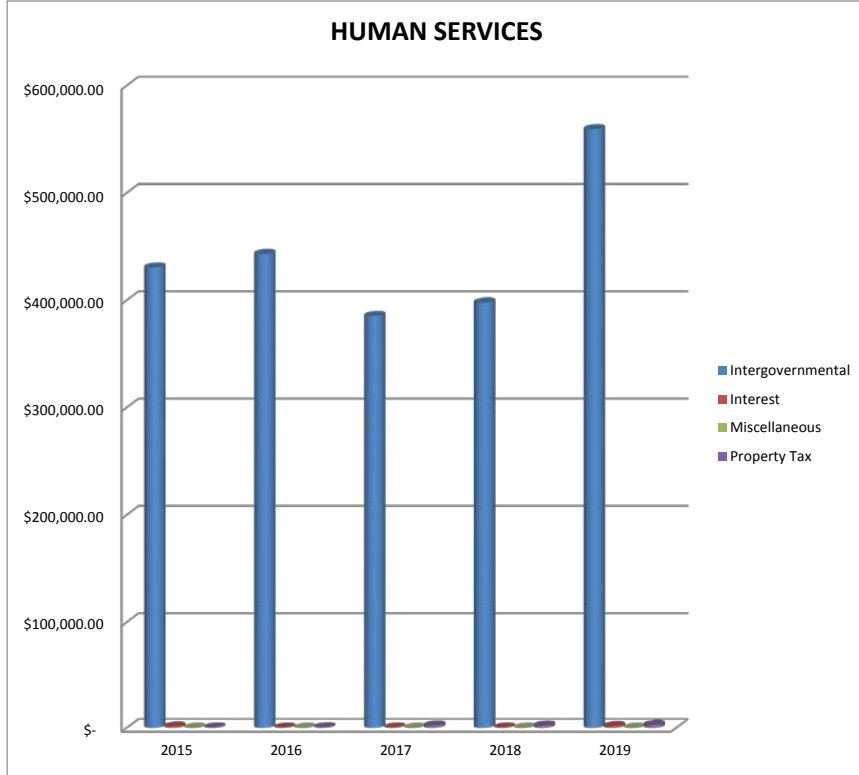
FUNDS WITH MAJOR INTERGOVERNMENTAL REVENUE

HUMAN SERVICES

	2015		2016		2017		2018		2019	
REVENUE SOURCES	YTD REV	YTD REV	YTD REV	YTD REV	YTD REV	YTD REV	YTD REV	YTD REV	YTD REV	
Intergovernmental	\$ 430,449.21	\$ 443,065.96	\$ 385,240.97	\$ 397,844.57	\$ 559,352.43					
Interest	\$ 1,395.40	\$ 298.19	\$ 351.68	\$ 396.87	\$ 1,758.23					
Miscellaneous	\$ -	\$ -	\$ -	\$ -	\$ -					
Property Tax	\$ 417.00	\$ 609.55	\$ 2,360.84	\$ 2,259.59	\$ 2,967.88					
TOTAL	\$ 432,261.61	\$ 443,973.70	\$ 387,953.49	\$ 400,501.03	\$ 564,078.54					

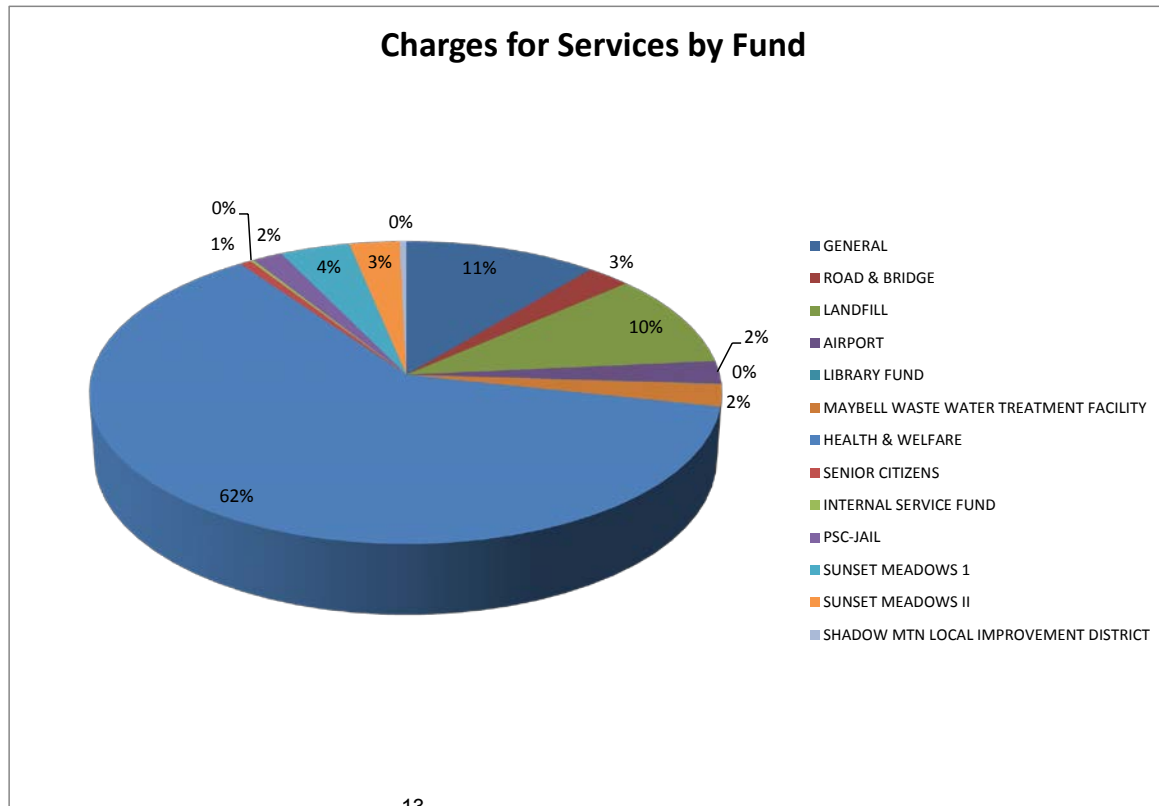
ROAD & BRIDGE

	2015		2016		2017		2018		2019	
REVENUE SOURCES	YTD REV	YTD REV	YTD REV	YTD REV	YTD REV	YTD REV	YTD REV	YTD REV	YTD REV	
Charges for Services	\$ 5,297.42	\$ 3,283.69	\$ 2,696.86	\$ 7,199.87	\$ 9,770.61					
State Highway Users Tax	\$ 242,566.16	\$ 271,021.56	\$ 282,319.64	\$ 296,123.26	\$ 220,483.43					
Intergovernmental	\$ 3,457.13	\$ -	\$ -	\$ -	\$ -					
Interest	\$ 5,559.59	\$ 1,502.25	\$ 2,257.62	\$ 2,991.16	\$ 15,073.82					
Miscellaneous	\$ 128,734.86	\$ 3,834.86	\$ 165.27	\$ 6,105.40	\$ -					
Property Tax	\$ -	\$ -	\$ -	\$ 44.23	\$ -					
Specific Ownership Taxes	\$ 67,192.55	\$ 64,719.09	\$ 60,431.69	\$ 69,947.43	\$ 16,279.74					
Sales Taxes	\$ -	\$ -	\$ -	\$ -	\$ -					
TOTAL	\$ 452,807.71	\$ 344,361.45	\$ 347,871.08	\$ 382,411.35	\$ 261,607.60					



Charges for Services

FUND	BEG BAL	YTD REV	% RCVD
GENERAL	\$ 1,404,674.00	\$ 42,760.89	3.04%
ROAD & BRIDGE	\$ 72,500.00	\$ 9,770.61	13.48%
LANDFILL	\$ 976,000.00	\$ 38,810.45	3.98%
AIRPORT	\$ 16,597.00	\$ 9,342.00	56.29%
LIBRARY FUND	\$ 12,000.00	\$ 193.80	1.62%
MAYBELL WASTE WATER TREATMENT FACILITY	\$ 36,960.00	\$ 9,250.00	25.03%
HEALTH & WELFARE	\$ 3,217,419.00	\$ 240,182.25	7.47%
SENIOR CITIZENS	\$ 40,345.00	\$ 2,534.45	6.28%
INTERNAL SERVICE FUND	\$ 10,350.00	\$ 805.64	7.78%
PSC-JAIL	\$ 89,000.00	\$ 6,698.63	7.53%
SUNSET MEADOWS 1	\$ 246,149.00	\$ 15,481.00	6.29%
SUNSET MEADOWS II	\$ 150,577.00	\$ 11,162.00	7.41%
SHADOW MTN LOCAL IMPROVEMENT DISTRICT	\$ 48,359.00	\$ 1,486.55	3.07%
Total	\$ 6,320,930.00	\$ 388,478.27	6.15%



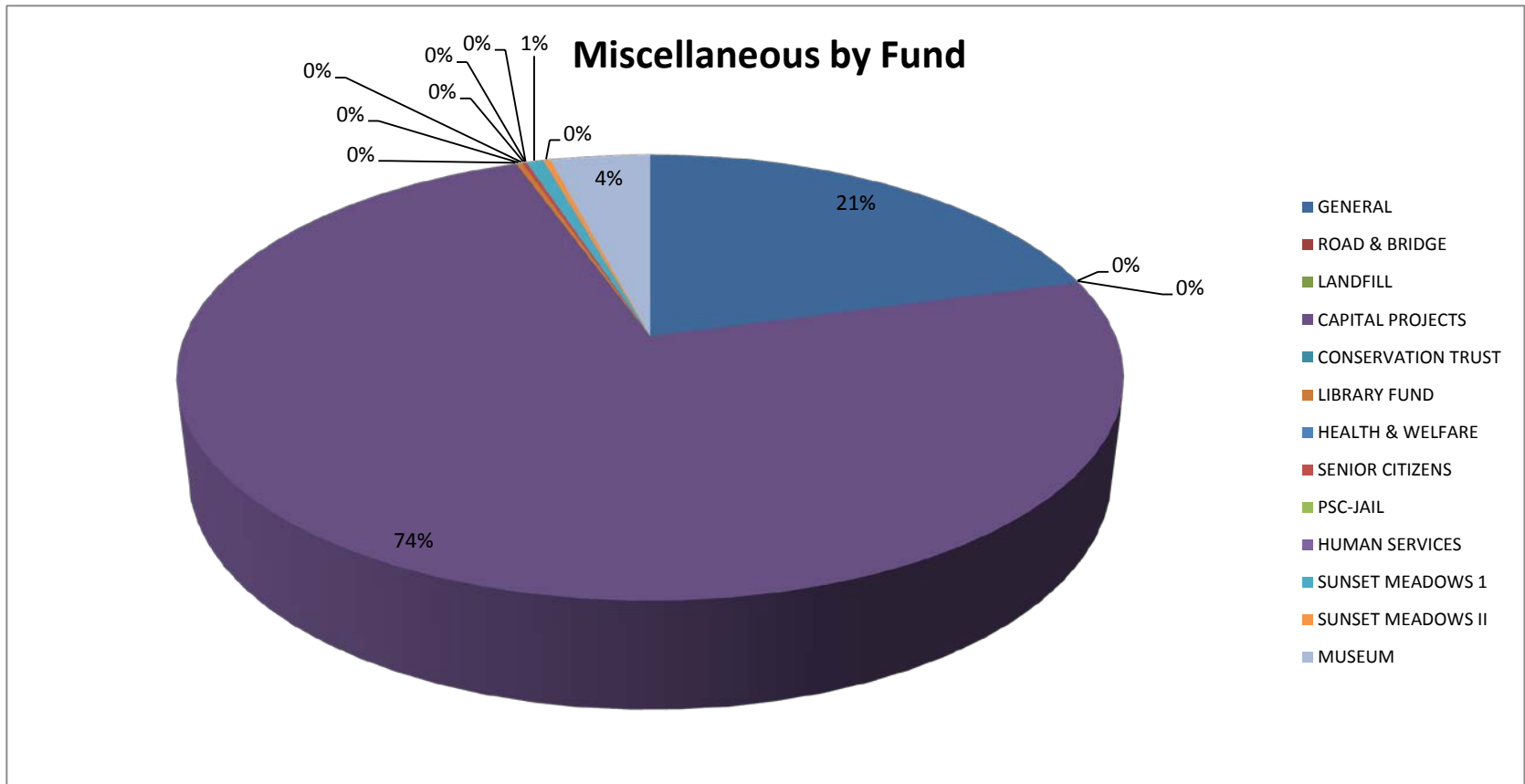
JANUARY - CHARGES FOR SERVICES - ALL FUNDS

FUND	BEG BAL	YTD	% RCVD
GENERAL			
9400-4769 CHG SERVICES-EMERG MNGMNT AMBULANCE	\$ 97,730.00	\$ -	0.00
9400-4772 CHG SERVICES-ICE RINK	\$ 72,996.00	\$ 13,544.08	18.55
9400-4773 CHG SERVICES-PLANNING FEES	\$ 2,000.00	\$ -	0.00
9400-4774 CHG SERVICES-CONTRACTOR REVENUE	\$ -	\$ 60.00	0.00
9400-4776 CHG SERVICES-CAMPGROUND RENTAL/FEE SYNC	\$ 10,853.00	\$ -	0.00
9400-4779 CHG SERVICES-PENALTY ASSESSMENT	\$ 12,000.00	\$ 670.00	5.58
9400-4780 CHG SERVICES-SHERIFF'S FEES	\$ 30,000.00	\$ 3,912.14	13.04
9400-4782 CHG SERVICES-CLERK FEES	\$ 280,000.00	\$ -	0.00
9400-4783 CHR SERVICES-TREASURER FEES	\$ 725,000.00	\$ 17,467.76	2.41
9400-4784 CHG SERVICES-ASSESSOR FEES	\$ 6,600.00	\$ -	0.00
9400-4785 CHG SERVICES-P & R FEES	\$ 7,480.00	\$ -	0.00
9400-4786 CHG SERVICES-FAIRGROUND FEES	\$ 14,300.00	\$ 1,835.00	12.83
9400-4788 CHG SERVICES-WEED CONTROL	\$ 11,535.00	\$ -	0.00
9400-4790 CHG SERVICES-PUBLIC TRUSTE FEE	\$ 11,000.00	\$ -	0.00
9400-4791 CHG SERVICES-P&R CONCESSIONS	\$ 500.00	\$ 114.32	22.86
9400-4792 CHG SERVICES-ELECTRONIC RECORDING	\$ 18,768.00	\$ -	0.00
9400-4795 MISC REV-CABLE FRANCHISE FEE	\$ 4,346.00	\$ -	0.00
9400-4797 CHG SERVICES-CEMETERY OPENINGS	\$ 10,000.00	\$ 3,035.00	30.35
9400-4798 CHG SERVICES-CEMETERY SALE OF LOTS	\$ 8,000.00	\$ 1,700.00	21.25
9400-4799 CHG SERVICES-CEMETERY VASES FOUNDATION	\$ 250.00	\$ 63.59	25.44
9400-4835 CHGS SRVCS - MAYBELL PARK CAMPSITES	\$ -	\$ 320.00	0.00
9400-4855 MAYBELL PARK SHOWER FEES	\$ -	\$ 39.00	0.00
9400-4857 CHG SERVICES-OVERNIGHT CAMPING FAIRGRNDS	\$ 2,583.00	\$ -	0.00
9400-4858 CHG SERVICES-OVRNGHT CAMPING LOUDY SIMPS	\$ 200.00	\$ -	0.00
9400-4859 CHG SERVICES-FAIRGROUNDS RV DUMP FEES	\$ 9,075.00	\$ -	0.00
9400-4860 SB215 FEES	\$ 7,000.00	\$ -	0.00
9400-4861 CHG SERV - FREEMAN/SHERMAN DAY USE FEES	\$ 2,343.00	\$ -	0.00
9400-4862 CHG SERVICE- CLERK LATE FEES	\$ 60,115.00	\$ -	0.00
Total GENERAL	\$ 1,404,674.00	\$ 42,760.89	3.04
ROAD & BRIDGE			
9500-4841 MISC REV-PERMITS	\$ 30,000.00	\$ 2,805.00	9.35
9500-4842 MISC REV-ESCROW UTILITY PERMIT BOND	\$ 1,000.00	\$ -	0.00
9600-4142 LANDFILL GRAVEL	\$ 1,000.00	\$ -	0.00
9800-4950 R&B REIMB-OTHER COUNTY DEPTS	\$ 40,000.00	\$ 6,965.61	17.41
9800-4960 R&B REIMB-CITY REVENUE	\$ 500.00	\$ -	0.00
Total ROAD & BRIDGE	\$ 72,500.00	\$ 9,770.61	13.48
LANDFILL			
9500-4789 LNDFL MISC REV-FEES	\$ 975,000.00	\$ 38,794.45	3.98
9500-4790 LNDFL TIRES	\$ 1,000.00	\$ 16.00	1.60
Total LANDFILL	\$ 976,000.00	\$ 38,810.45	3.98
AIRPORT			
9500-4802 AIRPORT MISC REV-RENTS	\$ 16,597.00	\$ 9,342.00	56.29
Total AIRPORT	\$ 16,597.00	\$ 9,342.00	56.29
LIBRARY FUND			
9400-4781 LIB CHGS SERVICES-FINES & COLL	\$ 12,000.00	\$ 193.80	1.62
Total LIBRARY FUND	\$ 12,000.00	\$ 193.80	1.62
MAYBELL WASTE WATER TREATMENT FACILITY			
9100-4723 MYBL SAN-USER FEE	\$ 36,960.00	\$ 9,250.00	25.03
Total MAYBELL WASTE WATER TREATMENT FACILITY	\$ 36,960.00	\$ 9,250.00	25.03

FUND	BEG BAL	YTD	% RCVD
HEALTH & WELFARE			
9400-4770 H&W-PREMIUMS/MEDICAL/COUNTY	\$ 2,781,883.00	\$ 213,390.92	7.67
9400-4772 H&W-PREMIUMS/MEDICAL/COBRA	\$ 8,000.00	\$ -	0.00
9400-4773 H&W-PREMIUMS/DENTAL/COUNTY	\$ 134,991.00	\$ 13,040.82	9.66
9400-4778 H&W-PREMIUMS/VISION/COUNTY	\$ 49,105.00	\$ 3,793.01	7.72
9400-4780 H&W-PREMIUMS/LIFE	\$ 14,800.00	\$ -	0.00
9400-4782 H&W-EMPLOYEE CONTRIBUTIONS	\$ 198,192.00	\$ 7,219.00	3.64
9400-4783 H&W PREMIUMS LONG TERM DISABILITY	\$ 30,448.00	\$ 2,738.50	8.99
Total HEALTH & WELFARE	\$ 3,217,419.00	\$ 240,182.25	7.47
SENIOR CITIZENS			
9500-4835 SEN CIT-MEAL PROGRAM	\$ 40,345.00	\$ 2,534.45	6.28
Total SENIOR CITIZENS	\$ 40,345.00	\$ 2,534.45	6.28
INTERNAL SERVICE			
9400-4791 CNTRL DUP-PLAT MAPS	\$ 100.00	\$ -	0.00
9800-4603 CNTRL DUP-REIMB WAREHOUSE	\$ 2,150.00	\$ 91.20	4.24
9800-6103 CNTRL DUP-TELEPHONE	\$ 8,100.00	\$ 714.44	8.82
Total INTERNAL SERVICE FUND	\$ 10,350.00	\$ 805.64	7.78
PSC-JAIL			
9200-4646 PSC JAIL-WORK RELEASE	\$ 29,000.00	\$ 2,436.00	8.40
9400-4780 PSC JAIL-JAIL FEES	\$ 30,000.00	\$ 1,579.05	5.26
9400-4793 PCS JAIL - COST OF CARE/COUNTY INMATE	\$ 30,000.00	\$ 2,683.58	8.95
Total PSC-JAIL	\$ 89,000.00	\$ 6,698.63	7.53
SUNSET MEADOWS I			
9500-5120 MISC REV-TENANT RENT	\$ 232,805.00	\$ 14,383.00	6.18
9500-5922 MISC REV-AIR CONDITIONERS	\$ 2,520.00	\$ 210.00	8.33
9500-5923 MISC REV-TENANT CABLE INCOME	\$ 7,224.00	\$ 588.00	8.14
9500-5925 MISC REV-OFFICE & BEAUTY SHOP RENT	\$ 3,600.00	\$ 300.00	8.33
Total SUNSET MEADOWS I	\$ 246,149.00	\$ 15,481.00	6.29
SUNSET MEADOWS II			
9500-5120 MISC REV-TENANT RENT	\$ 140,777.00	\$ 10,492.00	7.45
9500-5922 MISC REV- AIR CONDITIONERS	\$ 2,600.00	\$ 180.00	6.92
9500-5923 MISC REV- TENANT CABLE INCOME	\$ 7,200.00	\$ 490.00	6.81
Total SUNSET MEADOWS II	\$ 150,577.00	\$ 11,162.00	7.41
SHADOW MTN LOCAL IMPROVEMENT DISTRICT			
9400-4789 CHG SERVICES-USER FEES	\$ 48,359.00	\$ 1,486.55	3.07
Total SHADOW MTN LOCAL IMPROVEMENT DISTRICT	\$ 48,359.00	\$ 1,486.55	3.07
Grand Total	\$ 6,320,930.00	\$ 388,478.27	6.15

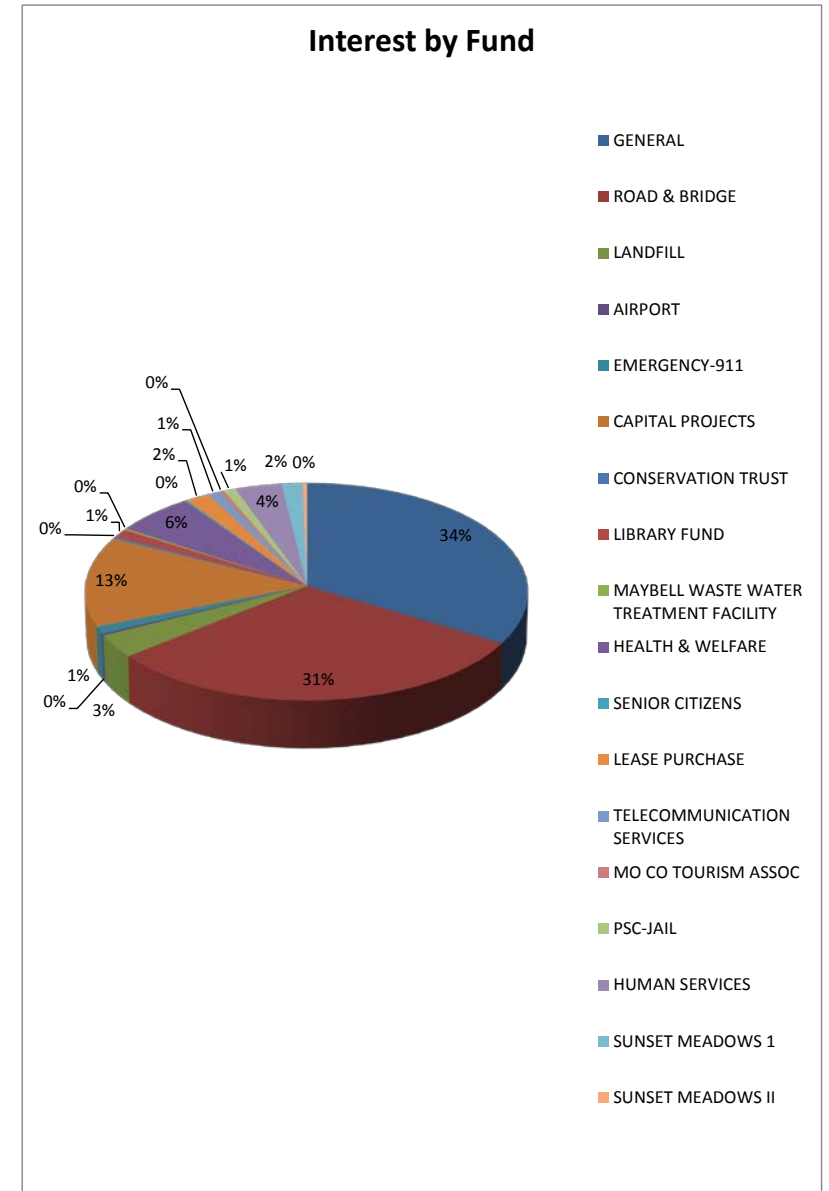
Miscellaneous

FUND	BEG BAL	YTD REV	% RVCD
GENERAL	\$ 304,655.00	\$ 33,925.30	11.14%
ROAD & BRIDGE	\$ 492,011.00	\$ -	0.00%
LANDFILL	\$ 1,300.00	\$ -	0.00%
CAPITAL PROJECTS	\$ 50,000.00	\$ 120,402.21	240.80%
CONSERVATION TRUST	\$ 116,000.00	\$ -	0.00%
LIBRARY FUND	\$ 2,100.00	\$ 400.33	19.06%
HEALTH & WELFARE	\$ 220,000.00	\$ -	0.00%
SENIOR CITIZENS	\$ 2,800.00	\$ 302.00	10.79%
PSC-JAIL	\$ 3,000.00	\$ -	0.00%
HUMAN SERVICES	\$ 2,500.00	\$ -	0.00%
SUNSET MEADOWS 1	\$ 4,520.00	\$ 1,151.10	25.47%
SUNSET MEADOWS II	\$ 4,800.00	\$ 460.50	9.59%
MUSEUM	\$ 57,900.00	\$ 6,660.32	11.50%
TOTAL	\$ 1,261,586.00	\$ 163,301.76	12.94%



Interest

FUND	BEG BAL	YTD REV	% RCVD
GENERAL	\$ 65,000.00	\$ 16,545.76	25.46%
ROAD & BRIDGE	\$ 50,000.00	\$ 15,073.82	30.15%
LANDFILL	\$ 6,000.00	\$ 1,696.26	28.27%
AIRPORT	\$ 700.00	\$ 137.56	19.65%
EMERGENCY-911	\$ 2,670.00	\$ 516.54	19.35%
CAPITAL PROJECTS	\$ 23,000.00	\$ 6,603.81	28.71%
CONSERVATION TRUST	\$ 600.00	\$ 173.80	28.97%
LIBRARY FUND	\$ 1,000.00	\$ 585.41	58.54%
MAYBELL WASTE WATER TREATMENT FAC	\$ 400.00	\$ 113.19	28.30%
HEALTH & WELFARE	\$ 16,000.00	\$ 2,984.11	18.65%
SENIOR CITIZENS	\$ 700.00	\$ 86.55	12.36%
LEASE PURCHASE	\$ 3,000.00	\$ 915.45	30.52%
TELECOMMUNICATION SERVICES	\$ 1,900.00	\$ 456.46	24.02%
MO CO TOURISM ASSOC	\$ 800.00	\$ 178.37	22.30%
PSC-JAIL	\$ 3,900.00	\$ 457.35	11.73%
HUMAN SERVICES	\$ 8,000.00	\$ 1,758.23	21.98%
SUNSET MEADOWS 1	\$ 2,780.00	\$ 783.54	28.18%
SUNSET MEADOWS II	\$ 22,250.00	\$ 174.11	.78%
TOTAL	\$ 208,700.00	\$ 49,240.32	23.59%



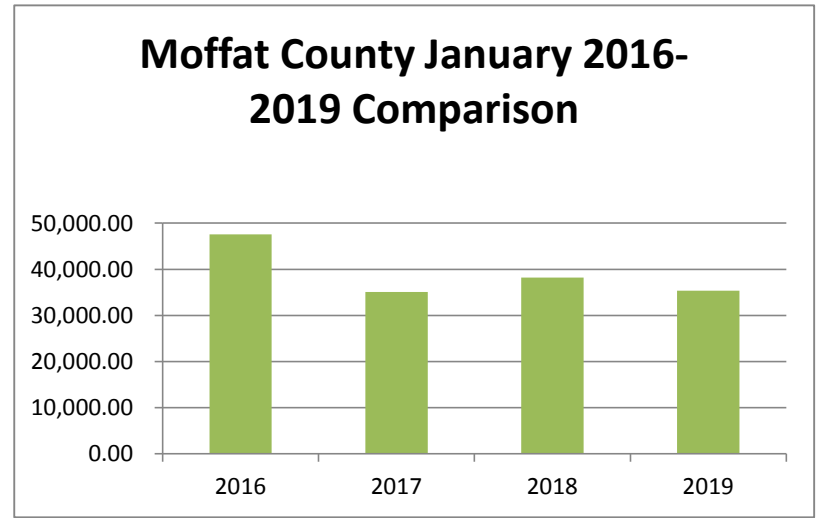
Transfers In

FUND	BEG BAL	YTD REV	% RCVD
AIRPORT	\$ 44,610.00	\$ -	0.00%
LIBRARY	\$ 90,857.00	\$ -	0.00%
SENIOR CITIZENS	\$ 116,780.00	\$ -	0.00%
LEASE PURCHASE	\$ 741,788.00	\$ -	0.00%
PSC-JAIL	\$ 1,563,999.00	\$ -	0.00%
MUSEUM	\$ -	\$ -	0.00%
TOTAL	\$ 2,558,034.00	\$ -	0.00%

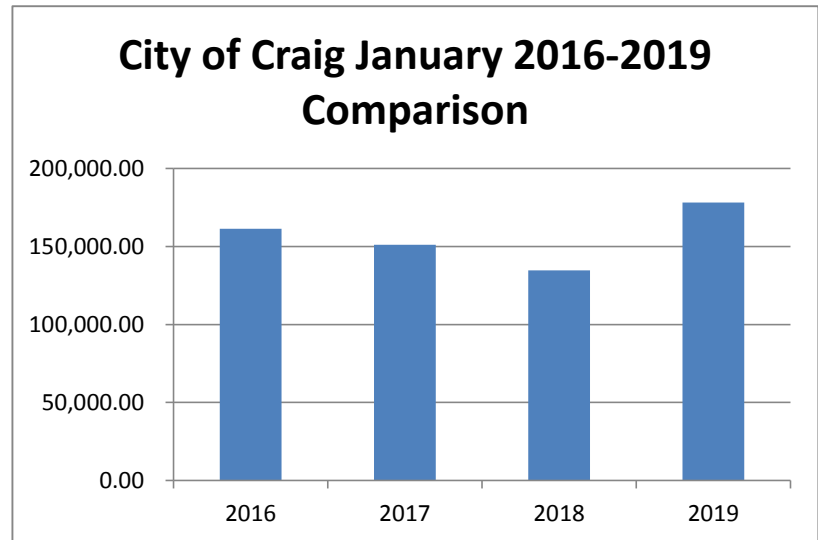
Transfers In by Fund

- AIRPORT
- LIBRARY
- SENIOR CITIZENS
- LEASE PURCHASE
- PSC-JAIL
- MUSEUM

MONTH OF SALES	MOFFAT COUNTY 2% SALES TAX				INCREASE/ (DECREASE) 2019/2018	% CHANGE RECEIVED 2019/2018
	2016 ACTUAL	2017 ACTUAL	2018 ACTUAL	2019 ACTUAL		
JAN	47,541.66	35,091.91	38,210.72	35,383.42	(2,827.30)	-7.40%
FEB	46,731.65	45,676.34	32,310.97			
MAR	41,993.75	46,361.15	31,365.83			
APR	44,099.99	48,513.92	33,007.69			
MAY	37,993.60	49,524.61	35,743.53			
JUN	45,014.65	57,972.06	45,037.38			
JUL	40,206.57	23,664.41	55,852.60			
AUG	50,351.01	53,314.04	41,850.31			
SEP	56,486.26	57,426.65	49,120.89			
OCT	46,511.09	47,693.56	46,677.09			
NOV	37,520.12	70,670.38	31,892.83			
DEC	52,099.63	71,429.22	64,816.23			
TOTAL	546,549.98	607,338.25	505,886.07	35,383.42		

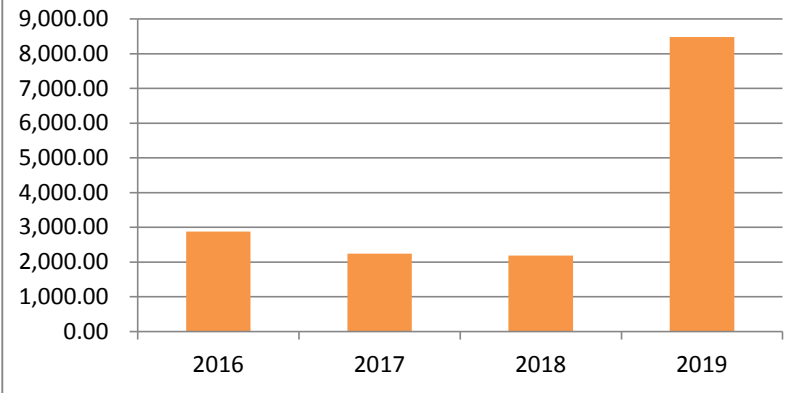


MONTH OF SALES	CITY OF CRAIG 1.25% SALES TAX				INCREASE/ (DECREASE) 2019/2018	% CHANGE RECEIVED 2019/2018
	2016 ACTUAL	2017 ACTUAL	2018 ACTUAL	2019 ACTUAL		
JAN	161,290.08	151,002.44	134,640.60	178,206.38	43,565.78	32.36%
FEB	152,524.10	140,499.50	156,022.50			
MAR	156,762.69	163,064.92	176,927.63			
APR	169,802.38	177,046.43	177,638.02			
MAY	189,493.74	183,352.20	538,037.89			
JUN	195,735.68	189,666.62	199,218.97			
JUL	190,536.62	203,399.78	197,185.00			
AUG	216,106.95	204,223.23	201,507.00			
SEP	188,450.49	183,524.37	203,006.40			
OCT	199,988.73	196,225.38	218,969.61			
NOV	180,298.16	198,733.38	207,581.28			
DEC	196,102.93	205,023.33	216,092.62			
TOTAL	2,197,092.55	2,195,761.58	2,626,827.52	178,206.38		



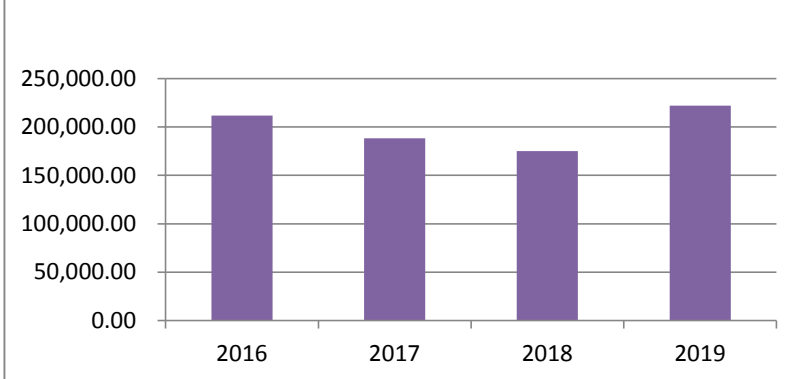
MONTH OF SALES	TOWN OF DINOSAUR 1.25% SALES TAX				INCREASE/ (DECREASE) 2019/2018	% CHANGE RECEIVED 2019/2018
	2016 ACTUAL	2017 ACTUAL	2018 ACTUAL	2019 ACTUAL		
JAN	2,883.81	2,245.93	2,187.70	8,481.35	6,293.65	287.68%
FEB	2,271.69	2,054.47	2,460.21			
MAR	1,502.27	2,257.79	2,710.78			
APR	3,068.53	2,397.49	4,285.17			
MAY	2,648.36	2,740.97	2,758.91			
JUN	3,515.42	3,462.04	10,530.28			
JUL	3,132.16	3,102.48	3,045.69			
AUG	2,864.02	3,005.32	8,363.52			
SEP	4,045.02	2,262.13	10,545.17			
OCT	2,489.84	3,473.30	9,597.81			
NOV	2,443.99	3,084.34	8,617.66			
DEC	2,668.08	2,963.78	11,154.19			
TOTAL	33,533.19	33,050.04	76,257.09	8,481.35		

Town of Dinosaur January 2016-2019 Comparison



MONTH OF SALES	COUNTY SALES TAX FOR ALL ENTITIES				INCREASE/ (DECREASE) 2019/2018	% CHANGE RECEIVED 2019/2018
	2016 ACTUAL	2017 ACTUAL	2018 ACTUAL	2019 ACTUAL		
JAN	211,715.55	188,340.28	175,039.02	222,071.15	47,032.13	26.87%
FEB	201,527.44	188,230.31	190,793.68	0.00		
MAR	200,258.71	211,683.86	211,004.24	0.00		
APR	216,970.90	227,957.84	214,930.88	0.00		
MAY	230,135.70	235,617.78	576,540.33	0.00		
JUN	244,265.75	251,100.72	254,786.63	0.00		
JUL	233,875.35	230,166.67	256,083.29	0.00		
AUG	269,321.98	260,542.59	251,720.83	0.00		
SEP	248,981.77	243,213.15	262,672.46	0.00		
OCT	248,989.66	247,392.24	275,244.51	0.00		
NOV	220,262.27	272,488.10	248,091.77	0.00		
DEC	250,870.64	279,416.33	292,063.04	0.00		
TOTAL	2,777,175.72	2,836,149.87	3,208,970.68	222,071.15		

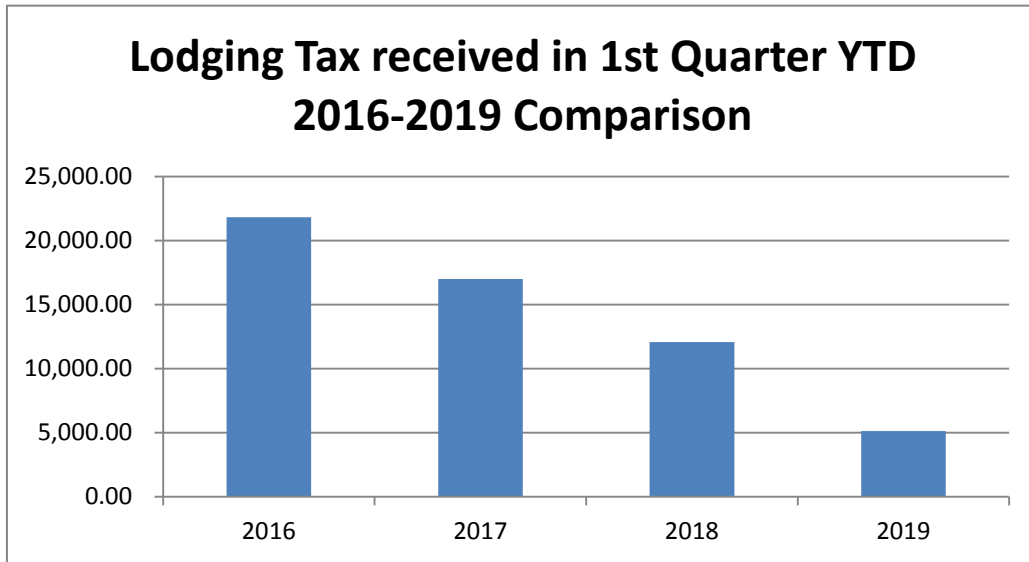
January County Sales Tax for all Entities



MOFFAT COUNTY 1.9% LODGING TAX

	2016	2017	2018	2019	Average 2016-2019	Increase/ (Decrease) 2019/2018	% Change Received 2018/2017
1ST	21,820.41	17,005.78	12,063.47	5,121.85	14,002.88	(6,941.62)	-57.54%
2ND	35,768.51	33,643.70	43,728.39		37,713.53		
3RD	40,620.24	42,048.78	44,742.00		42,470.34		
4TH	50,871.93	45,869.22	31,828.80		42,856.65		
TOTAL	149,081.09	138,567.48	132,362.66	5,121.85	106,283.27		

Lodging Tax is due quarterly. Revenues received between quarters may be from delayed filers.



MOFFAT COUNTY LOCAL MARKETING DISTRICT 4% TAX

Month	2016	2017	2018	2019	Average 2016-2019	Increase/ (Decrease) 2018/2017	% Change Received 2018/2017
January	9,713.90	17,036.41	7,871.94	8,445.90	10,767.04	573.96	7.29%
February	12,431.95	11,038.02	15,975.53		13,148.50		
March	50.02	15,340.13	6,058.30		7,149.48		
April	25,482.56	20,859.00	19,475.21		21,938.92		
May	16,884.76	24,562.65	20,125.56		20,524.32		
June	22,505.48	20,794.78	39,406.21		27,568.82		
July	35,394.03	36,249.83	26,049.30		32,564.39		
August	26,610.60	26,988.32	16,319.82		23,306.25		
September	33,128.23	27,325.68	45,047.46		35,167.12		
October	30,163.92	18,523.12	18,799.83		22,495.62		
November	25,824.80	51,345.91	22,019.60		33,063.44		
December	15,601.09	40,160.39	14,175.31		23,312.26		
TOTAL	253,791.34	310,224.24	251,324.07	8,445.90	271,006.17		

Local Marketing District Tax is due within the same frequency as a businesses sales tax.

